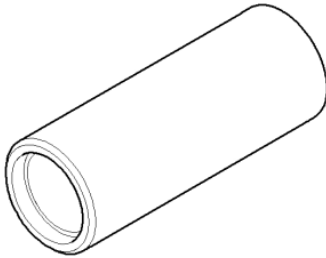













09 21 02 011



| | | |
|---|----------------------------------|-----------------|
|  | Platin | 09 21 02 011-08 |
|  | Chrom | 09 21 02 011-00 |
|  | Gold (23,9kt) | 09 21 02 011-01 |
|  | chrom gebürstet (04) | 09 21 02 011-04 |
|  | chrom edelmatt | 09 21 02 011-05 |
|  | Platin gebürstet | 09 21 02 011-06 |
|  | Messing (23kt Gold) | 09 21 02 011-09 |
|  | Weiß matt | 09 21 02 011-10 |
|  | weiß | 09 21 02 011-12 |
|  | schwarz | 09 21 02 011-13 |
|  | Messing gebürstet (23kt Gold) | 09 21 02 011-28 |
|  | Rot | 09 21 02 011-29 |
|  | Schwarz matt | 09 21 02 011-33 |
|  | chrom satin | 09 21 02 011-41 |
|  | Champagne (22kt Gold) | 09 21 02 011-47 |



Haube Ø 26 x 68 mm - Platin

ERSATZTEILE

09 21 02 011



Haube Ø 26 x 68 mm - Platin

ERSATZTEILE

09 21 02 011