

PRODUCT DATASHEET

DULUX LED T/E32 HF & AC MAINS V 16W 830 GX24Q-3

DULUX LED T/E HF & AC MAINS V | LED replacement for CFLni with 4-pin GX24q base for ECG and AC mains operation



Areas of application

- General illumination within ambient temperatures from -20...+45 °C
- Supermarkets and department stores
- Walkways and corridors
- Hotels, restaurants

Product benefits

- Easy installation
- Low energy consumption
- Easy relamping thanks to compact design
- Operation directly on 230 V AC mains possible

Product features

- LED replacement for conventional compact fluorescent lamps for use in ECG luminaires or on AC mains
- Lifetime up to 30,000 h
- Single-ended four-pin plug-in GX24q base
- Rotatable base around its longitudinal axis ($\pm 90^\circ$)
- Type of protection: IP20
- Mercury-free lamps



TECHNICAL DATA

Electrical data

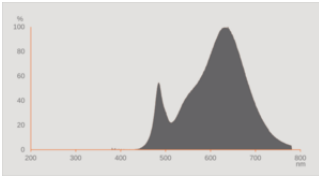
Nominal wattage	16 W
Construction wattage	16.00 W
Nominal voltage	220...240 V
Operating mode	ECG, AC Mains ¹⁾
Claimed equiv. conventional lamp power	32 W
Nominal current	68 mA
Type of current	AC
Inrush current	7 A
Suitable for DC input	Yes
Input voltage DC	186...260 V ²⁾
Operating frequency	50/60 Hz
Mains frequency	50/60 Hz
Max. lamp number on MCB B10 A	65
Max. lamp number on MCB B16 A	103
Total harmonic distortion	≤ 30 %
Power factor λ	> 0.90

1) Check ECG compatibility at ledvance.com/compatibility

2) Permitted voltage range

Photometrical data

Luminous flux	1620 lm
Nominal useful luminous flux 90°	1620 lm
Luminous efficacy	101 lm/W
Lumen main.fact.at end of nom.life time	0.70
Light color (designation)	Warm White
Color temperature	3000 K
Color rendering index Ra	80
Light color	830
Standard deviation of color matching	≤6 sdcn
Flickering metric (Pst LM)	1.0
Stroboscope effect metric (SVM)	0.4



EPREL data spectral diagram PROF
LEDr 3000K

Light technical data

Beam angle	120 °
Warm-up time (60 %)	< 0.50 s
Starting time	< 0.5 s

Dimensions & Weight



Overall length	154.80 mm
Diameter	45.00 mm
Tube diameter	45,0 mm
Maximum diameter	45 mm
Product weight	140.00 g

Temperatures & operating conditions

Ambient temperature range	-20...+45 °C ¹⁾
Maximum temperature at tc test point	80 °C

1) Temperature surrounding the lamp - for enclosed luminaires: temperature inside of the luminaire

Lifespan

Lifespan L70/B50 at 25 °C	30000 h
Number of switching cycles	200000
Lumen maintenance at end of service lifetime	0.70
Rated lamp survival factor at 6,000 h	≥ 0.90

Additional product data

Base (standard designation)	GX24q-3
Mercury content	0.0 mg
Mercury-free	Yes
Design / version	Frosted

Capabilities

Dimmable	No
----------	----

Certificates & Standards

Energy efficiency class	F 1)
Energy consumption	16.00 kWh/1000h
Type of protection	IP20
Standards	CE / EAC / UKCA
Photobiological safety group acc. to EN62778	RG0

1) Energy efficiency class (EEC) on a scale of A (highest efficiency) to G (lowest efficiency)

Country-specific categorizations

Order reference	DULUX LED T/E32
-----------------	-----------------

LOGISTICAL DATA

Temperature range at storage	-20...+80 °C
------------------------------	--------------

Energy labelling regulation data acc EU 2019/2015








Lighting technology used	LED
Non-directional or directional	NDLS
Mains or non-mains	MLS
Light source cap-type (or other electric interface)	GX24q-3
Connected light source (CLS)	No
Color-tuneable light source	No
Envelope	No
High luminance light source	No
Anti-glare shield	No
Correlated colour temperature type	SINGLE_VALUE
Standby power	0 W
Claim of equivalent power	No
Length	154.80 mm
Height	45.00 mm





Width	45.00 mm
Chromaticity coordinate x	0.433
Chromaticity coordinate y	0.403
R9 Colour rendering index	0.00
Beam angle correspondence	SPHERE_360
Survival factor	0.90
Displacement factor	0.90
LED light source replaces a fluorescent light source	No
EPREL ID	1404794,2206834
Model number	AC46452,AC71232

Safety advice

- Always check the latest update of the compatibility list available on www.ledvance.com/ecg-compatibility.
- Not suitable for operation with conventional control gear.
- The operating temperature range of DULUX LED is restricted. In case of doubt regarding suitability of the application please measure Tc temperature on the product prior to installation.
- All electrical connections must be made by a qualified person.
- Do not touch the lamp with bare fingers.
- Must not be used if outer bulb is defective.

DOWNLOAD DATA

Documents and certificates		Document name
	User instruction / safety instructions	DULUX LED T/E HF V
	Addon technical information	DULUX LED Gen6 compatibility list Jan.2025
	Legal information	Informationstext 18 Abs 4 ElektroG
	Declarations of conformity	DULUX LED
	Declarations of conformity UKCA	DULUX LED
Photometric and lighting design files		Document name
	IES file (IES)	DULUX LED TE32 HF V 16W 830 GX24Q-3 LEDV
	LDT file (Eulumdat)	DULUX LED TE32 HF V 16W 830 GX24Q-3 LEDV

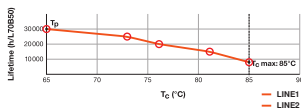
Photometric and lighting design files		Document name
	UGR file (UGR table)	DULUX LED TE32 HF V 16W 830 GX24Q-3 LEDV
	Light distribution curve type cone	DULUX LED TE32 HF V 16W 830 GX24Q-3 LEDV
	Light distribution curve type polar	DULUX LED TE32 HF V 16W 830 GX24Q-3 LEDV
	Spectral power distribution	EPREL data spectral diagram PROF LEDr 3000K

LOGISTICAL DATA

Product code	Packaging unit (Pieces/Unit)	Dimensions (length x width x height)	Gross weight	Volume
4058075822337	Folding box 1	48 mm x 48 mm x 161 mm	153.00 g	0.37 dm ³
4058075822344	Shipping box 10	246 mm x 102 mm x 172 mm	1658.00 g	4.32 dm ³

The mentioned product code describes the smallest quantity unit which can be ordered. One shipping unit can contain one or more single products. When placing an order, for the quantity please enter single or multiples of a shipping unit.

ADDITIONAL CATALOG INFORMATION



DISCLAIMER

Subject to change without notice. Errors and omission excepted. Always make sure to use the most recent release.