

PRODUCT DATASHEET

LED PAR16 50 36° GlowDim S 4.5W 827 GU10

LED PAR16 GLOWdim S | LED reflector lamps PAR16 with GLOWdim effect



SUPERIOR
CLASS

Areas of application

- Shops and exhibition rooms
- Domestic applications
- Commercial applications
- Accent lighting
- Outdoor use in suitable outdoor luminaires only

Product benefits

- Always fitting light atmosphere by changing light color from warm white to extra warm white with dimming
- Quick, simple and safe replacement without rewiring
- Design, dimensions, luminous flux comparable to an incandescent or halogen lamp
- Low maintenance costs thanks to long lifetime
- No UV and near-IR radiation in the light beam
- Very high dimmer compatibility, see also www.ledvance.com/dim
- Instant 100 % light, no warm-up time
- Lower energy consumption than incandescent or halogen lamps

Product features

- LED alternative to high voltage halogen lamps
- Dimmable
- Base: GU10



- Lamp made of glass
- Good quality of light; color rendering index CRI \geq 80
- Lifetime up to 15,000 h

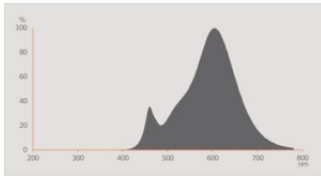
TECHNICAL DATA

Electrical data

Nominal wattage	4.5 W
Construction wattage	4.50 W
Nominal voltage	220...240 V
Operating mode	AC Mains
Claimed equiv. conventional lamp power	50 W
Nominal current	49 mA
Type of current	AC
Inrush current	2.68 A
Operating frequency	50 Hz
Mains frequency	50 Hz
Max. lamp number on MCB B10 A	53
Max. lamp number on MCB B16 A	84
Total harmonic distortion	150 %
Power factor λ	> 0.50

Photometrical data

Luminous intensity	680 cd
Luminous flux	350 lm
Nominal useful luminous flux 90°	350 lm
Luminous efficacy	77 lm/W
Lumen main.fact.at end of nom.life time	0.70
Light color (designation)	Warm White
Color temperature	1800...2700 K
Color rendering index Ra	80
Light color	818...827
Standard deviation of color matching	≤6 sdc _m
Rated peak intensity	680 cd
Flickering metric (Pst LM)	1.0
Stroboscope effect metric (SVM)	0.4



Everlight 67-23ST KKE 2700K

Light technical data

Beam angle	36 °
Warm-up time (60 %)	< 0.50 s
Starting time	< 0.5 s

Dimensions & Weight

Overall length	54.00 mm
Diameter	50.00 mm
Maximum diameter	50 mm
Product weight	39.00 g

Temperatures & operating conditions

Ambient temperature range	-20...+40 °C
Maximum temperature at tc test point	105.1 °C

Lifespan

Lifespan L70/B50 at 25 °C	25000 h
Number of switching cycles	100000
Lumen maintenance at end of service lifetime	0.70

Additional product data

Base (standard designation)	GU10
Mercury content	0.0 mg
Mercury-free	Yes

Design / version	Spot
Product remark	All technical parameters apply to the entire lamp / Due to the complex production process for light-emitting diodes, the typical values shown for the technical LED parameters are purely statistical values that do not necessarily match the actual technical parameters of each individual product, which can vary from the typical value
Added function	Glow DIM

Capabilities

Dimmable	Yes ¹⁾
----------	-------------------

¹⁾ Check dimmer compatibility at [ledvance.com/compatibility](https://www.ledvance.com/compatibility)

Certificates & Standards

Energy efficiency class	F ¹⁾
Energy consumption	5.00 kWh/1000h
Type of protection	IP20
Standards	CE / EAC / UKCA
Photobiological safety group acc. to EN62778	RG1

¹⁾ Energy efficiency class (EEC) on a scale of A (highest efficiency) to G (lowest efficiency)

Country-specific categorizations

Order reference	LED PAR165036 G
-----------------	-----------------

LOGISTICAL DATA

Temperature range at storage	-20...+80 °C
------------------------------	--------------

Energy labelling regulation data acc EU 2019/2015




Lighting technology used	LED
Non-directional or directional	DLS
Mains or non-mains	MLS
Light source cap-type (or other electric interface)	GU10
Connected light source (CLS)	No
Color-tuneable light source	No
Envelope	No
High luminance light source	No
Anti-glare shield	No
Correlated colour temperature type	RANGE
Standby power	0 W


Claim of equivalent power	Yes
Length	54.00 mm
Height	50.00 mm
Width	50.00 mm
Chromaticity coordinate x	0.4578
Chromaticity coordinate y	0.4101
R9 Colour rendering index	4
Beam angle correspondence	NARROW_CONE_90
Survival factor	0.90
Displacement factor	> 0.5
LED light source replaces a fluorescent light source	No
EPREL ID	522964,2180128
Model number	AC32686,AC70525

Safety advice

- Do not touch the lamp if broken.
- Must not be used if outer bulb is defective.

DOWNLOAD DATA

Documents and certificates		Document name
	Declarations of conformity	LED lamp PAR16 50
	Declarations of conformity	LED PAR16 GU10
	Declarations of conformity UKCA	LED PAR16 GU10

Photometric and lighting design files		Document name
	Spectral power distribution	Everlight 67-23ST KKE 2700K

LOGISTICAL DATA

Product code	Packaging unit (Pieces/Unit)	Dimensions (length x width x height)	Gross weight	Volume
4099854071430	Folding box 1	49 mm x 49 mm x 62 mm	52.00 g	0.15 dm ³

Product code	Packaging unit (Pieces/Unit)	Dimensions (length x width x height)	Gross weight	Volume
4099854071447	Shipping box 10	255 mm x 107 mm x 72 mm	573.00 g	1.96 dm ³

The mentioned product code describes the smallest quantity unit which can be ordered. One shipping unit can contain one or more single products. When placing an order, for the quantity please enter single or multiples of a shipping unit.

DISCLAIMER

Subject to change without notice. Errors and omission excepted. Always make sure to use the most recent release.