

PRODUCT DATASHEET

LED Superstar Classic A 60 RGBW Remote Control 9.4W 827 Frosted E27

LED Retrofit RGBW lamps with remote control | Consumer LED RGBW lamps with remote control



Areas of application

- Domestic applications
- Outdoor use in suitable outdoor luminaires only

Product benefits

- Easy installation
- Lower energy consumption than incandescent or halogen lamps
- Individual control
- No app or smartphone required to control the lamp
- Comfortable and intuitive infrared remote control
- Switching, dimming in 4 steps and color control with the push of a button
- Color loops for dynamic color changes

Product features

- Lifetime up to 25,000 h
- Allows for control of colors, saturation and dimming levels
- Wide range of controllable light colors including white
- Four dynamic effects: Flash, Strobe, Smooth, Mode



– Dimmable via remote control

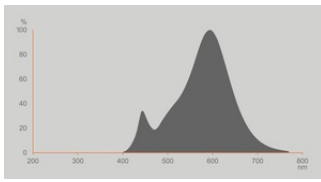
TECHNICAL DATA

Electrical data

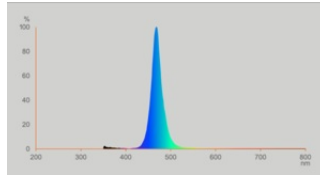
| | |
|--|-------------|
| Nominal wattage | 9.4 W |
| Construction wattage | 9.40 W |
| Nominal voltage | 220...240 V |
| Operating mode | AC Mains |
| Claimed equiv. conventional lamp power | 60 W |
| Nominal current | 58 mA |
| Type of current | AC |
| Inrush current | 0.504 A |
| Operating frequency | 50...60 Hz |
| Mains frequency | 50...60 Hz |
| Max. lamp number on MCB B10 A | 137 |
| Max. lamp number on MCB B16 A | 220 |
| Total harmonic distortion | 86.3 % |
| Power factor λ | > 0.50 |

Photometrical data

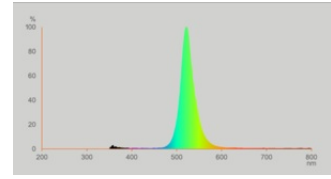
| | |
|---|------------|
| Luminous flux | 806 lm |
| Nominal useful luminous flux 90° | 200 lm |
| Luminous efficacy | 85 lm/W |
| Lumen main.fact.at end of nom.life time | 0.96 |
| Light color (designation) | Warm White |
| Color temperature | 2700 K |
| Color rendering index Ra | 80 |
| Light color | 827 |
| Standard deviation of color matching | ≤6 sdcn |
| Rated LLMF at 6,000 h | 0.80 |
| Flickering metric (Pst LM) | 1.0 |
| Stroboscope effect metric (SVM) | 0.4 |



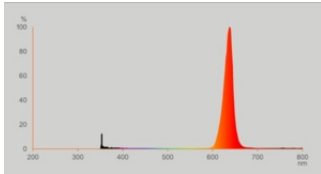
CRI 80 2700K Ver2



Spectral graph LED CLASSIC REM FR



Spectral graph LED CLASSIC REM FR



Spectral graph LED CLASSIC REM FR

Light technical data

| | |
|---------------------|---------|
| Beam angle | 200 ° |
| Warm-up time (60 %) | 0.50 s |
| Starting time | < 0.5 s |

Dimensions & Weight

| | |
|------------------|-----------|
| Overall length | 108.00 mm |
| Diameter | 60.00 mm |
| Maximum diameter | 60 mm |
| Product weight | 28.00 g |

Temperatures & operating conditions

| | |
|--------------------------------------|--------------|
| Ambient temperature range | -20...+40 °C |
| Maximum temperature at tc test point | 82.3 °C |

Lifespan

| | |
|----------------------------|---------|
| Lifespan L70/B50 at 25 °C | 25000 h |
| Number of switching cycles | 100000 |

| | |
|--|--------|
| Lumen maintenance at end of service lifetime | 0.96 |
| Rated lamp survival factor at 6,000 h | ≥ 0.90 |

Additional product data

| | |
|-----------------------------|--|
| Base (standard designation) | E27 |
| Mercury content | 0.0 mg |
| Mercury-free | Yes |
| Design / version | Frosted |
| Product remark | All technical parameters apply to the entire lamp / Due to the complex production process for light-emitting diodes, the typical values shown for the technical LED parameters are purely statistical values that do not necessarily match the actual technical parameters of each individual product, which can vary from the typical value |
| Added function | Dimmable via remote control |

BATTERY

| | |
|------------------------------|------------------------------|
| Type of Battery | Li metal button cell battery |
| Battery size [GMS] | CR2025 |
| Number of included batteries | 1 |

Capabilities

| | |
|----------|-------------------|
| Dimmable | Yes ¹⁾ |
|----------|-------------------|

¹⁾ Check dimmer compatibility at [ledvance.com/compatibility](https://www.ledvance.com/compatibility)

Certificates & Standards

| | |
|--|-----------------|
| Energy efficiency class | F ¹⁾ |
| Energy consumption | 10.00 kWh/1000h |
| Type of protection | IP20 |
| Standards | CE |
| Photobiological safety group acc. to EN62778 | RG1 |

¹⁾ Energy efficiency class (EEC) on a scale of A (highest efficiency) to G (lowest efficiency)

Country-specific categorizations

| | |
|-----------------|-----------------|
| Order reference | LEDSCLA60REM 9, |
|-----------------|-----------------|

LOGISTICAL DATA

| | |
|------------------------------|--------------|
| Temperature range at storage | -20...+80 °C |
|------------------------------|--------------|


Energy labelling regulation data acc EU 2019/2015




| | |
|--|---|
| Lighting technology used | LED |
| Non-directional or directional | NDLS |
| Mains or non-mains | MLS |
| Light source cap-type (or other electric interface) | E27 |
| Connected light source (CLS) | No |
| Color-tuneable light source | Yes |
| Envelope | No |
| High luminance light source | No |
| Anti-glare shield | No |
| Correlated colour temperature type | SINGLE_VALUE |
| Standby power | 0.50 W |
| Networked standby power for CLS | 0.50 W |
| Claim of equivalent power | Yes |
| Length | 108.00 mm |
| Height | 60.00 mm |
| Width | 60.00 mm |
| Chromaticity coordinate x | 0.463 |
| Chromaticity coordinate y | 0.420 |
| R9 Colour rendering index | 1 |
| Beam angle correspondence | SPHERE_360 |
| Survival factor | 0.90 |
| Displacement factor | 0.5 |
| LED light source replaces a fluorescent light source | No |
| EPREL ID | 1403226,523275,1338687,2511469 |
| Model number | AC31116,AC45044,AC24711,AC45044,AC45044,AC90936,AC90936 |





Safety advice

- Do not touch the lamp if broken.
- Must not be used if outer bulb is defective.

DOWNLOAD DATA

| Documents and certificates | Document name |
|--|---------------------------------|
|  Legal information | OUTDOOR FLEX RGB IP65RC CH PLUG |

| Documents and certificates | | Document name |
|--|---------------------------------|-------------------------|
|  | Declarations of conformity | Classic lamps add value |
|  | Declarations of conformity | CL series LAMP |
|  | Declarations of conformity UKCA | CL series LAMP |

| Photometric and lighting design files | | Document name |
|---|-----------------------------|-----------------------------------|
|  | Spectral power distribution | CRI 80 2700K Ver2 |
|  | Spectral power distribution | Spectral graph LED CLASSIC REM FR |
|  | Spectral power distribution | Spectral graph LED CLASSIC REM FR |
|  | Spectral power distribution | Spectral graph LED CLASSIC REM FR |

LOGISTICAL DATA

| Product code | Packaging unit (Pieces/Unit) | Dimensions (length x width x height) | Gross weight | Volume |
|---------------|------------------------------|--------------------------------------|--------------|-----------------------|
| 4058075430754 | Folding box 1 | 63 mm x 63 mm x 152 mm | 43.00 g | 0.60 dm ³ |
| 4058075430761 | Shipping box 4 | 144 mm x 136 mm x 129 mm | 340.00 g | 2.53 dm ³ |
| 4058075445369 | Shipping box 32 | 304 mm x 288 mm x 283 mm | 2504.00 g | 24.78 dm ³ |

The mentioned product code describes the smallest quantity unit which can be ordered. One shipping unit can contain one or more single products. When placing an order, for the quantity please enter single or multiples of a shipping unit.

DISCLAIMER

Subject to change without notice. Errors and omission excepted. Always make sure to use the most recent release.