



# WAGO Marking

Edition 2026/1



# WAGO Full Line Catalogs

WAGO

WAGO Installation Connectors

Edition 2020/1




## WAGO Installation Connectors

- Splicing Connectors with Levers
- Inline Splicing Connectors with Levers
- Lighting Connectors
- PUSH WIRE® Splicing Connectors
- PUSH WIRE® Inline Splicing Connectors
- Luminaire Disconnect Connectors
- Gelboxes for Splicing Connectors
- Junction Box
- Cable Repair Set
- Splicing Connector Sets
- Accessories and Tools

WAGO

WAGO TOPJOB® S Rail-Mount Terminal Block Systems

Edition 2020/1



## WAGO TOPJOB® S Rail-Mount Terminal Block Systems

- Rail-Mount Terminal Blocks TOPJOB® S
- Rail-Mount Terminal Blocks with a Pluggable Connector X-COM®-SYSTEM
- Installation Rail-Mount Terminal Blocks TOPJOB® S
- Miniature Rail-Mount Terminal Blocks TOPJOB® S
- High-Current Rail-Mount Terminal Blocks
- Accessories and Tools

WAGO

WAGO Rail-Mount Terminal Blocks Classic

Edition 2020/1



## WAGO Rail-Mount Terminal Blocks Classic

- Rail-Mount Terminal Blocks Classic
- Rail-Mount Terminal Blocks with a Pluggable Connector X-COM®-SYSTEM
- Patchboard Systems
- Busbar Terminal Blocks
- Rail-Mount Terminal Blocks Mini
- Modular Terminal Blocks and WAGO Terminal Strips
- Chassis-Mount Terminal Strips
- Field-Wiring Terminal Blocks

WAGO

WAGO PCB Terminal Blocks and Connectors

Edition 2020/1



## WAGO PCB Terminal Blocks and Connectors

- PCB Terminal Blocks (THT; THR; SMD)
- *MULTI CONNECTION SYSTEM (MCS)*
- *picoMAX®; picoMAX® eCom*
- Pluggable PCB Terminal Blocks
- Feedthrough Terminal Strips
- Special Connectors
- Modulare Empty Housing
- Accessories and Tools

WAGO

WAGO Pluggable Connection System WINSTA®

Edition 2020/1



## WAGO Pluggable Connection System WINSTA®

- Pluggable Connectors
- Snap-In Device Connectors
- Pluggable PCB Connectors
- Distribution Connectors
- Cable Assemblies
- Flat Cable Systems
- Distribution Boxes
- Accessories and Tools

**WAGO**

**WAGO Automation Technology**

Edition 2020/1



## WAGO Automation Technology

- Solutions & Software
- Operating & Monitoring
- Controllers, Edge Devices
- Modular I/O-SYSTEM IP20, I/O-SYSTEM IP67
- Industrial Switches
- Radio Technology
- IP67 Sensor/Actuator Boxes, IP67 Cables and Connectors

**WAGO**

**WAGO Interface Technology**

Edition 2020/1



## WAGO Interface Technology

- Coupler Relays
- Solid-State Relays
- Signal Conditioners and Isolation Amplifiers
- Energy Measurement Technology
- System Wiring
- Component Modules
- Empty Housing
- Protective Devices and Protective Electronics
- Accessories and Tools

**WAGO**

**WAGO Power Supply Systems**

Edition 2020/1



## WAGO Power Supply Systems

- Power Supplies; 1-Phase
- Power Supplies; 3-Phase
- Special Supplies
- Circuit Protection
- DC/DC Converters
- UPS Chargers and Controllers and Capacitive Buffer Modules
- Redundancy Modules
- Energy Measurement Technology
- Potential Distribution
- Accessories and Tools

**WAGO**

**WAGO Marking**

Edition 2020/1



## WAGO Marking

- Thermal Transfer Smart Printer
- Digital Engineering – Smart Data
- Products for the Smart Printer
- Printed Products
- Plain Products
- Marker Carriers



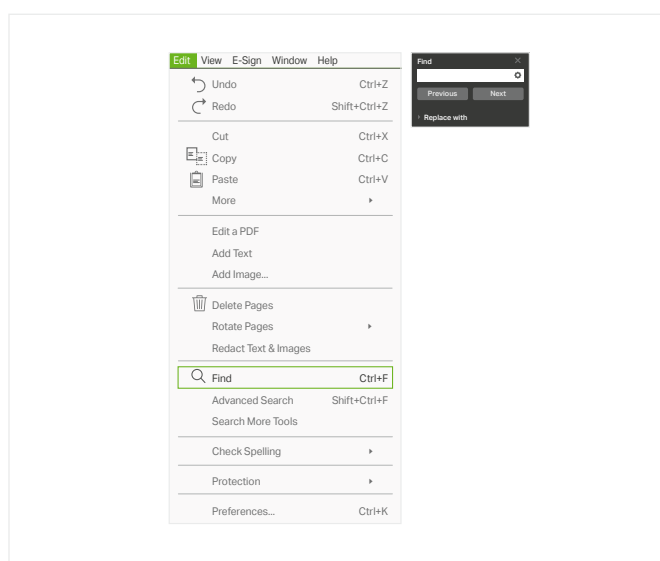
# About this Catalog

Our digital catalogs provide several search and navigation features to help you quickly find the information you need. This page introduces the key functions of the catalog.

## Searching the Catalog

To search for specific terms within the catalog, follow these steps:

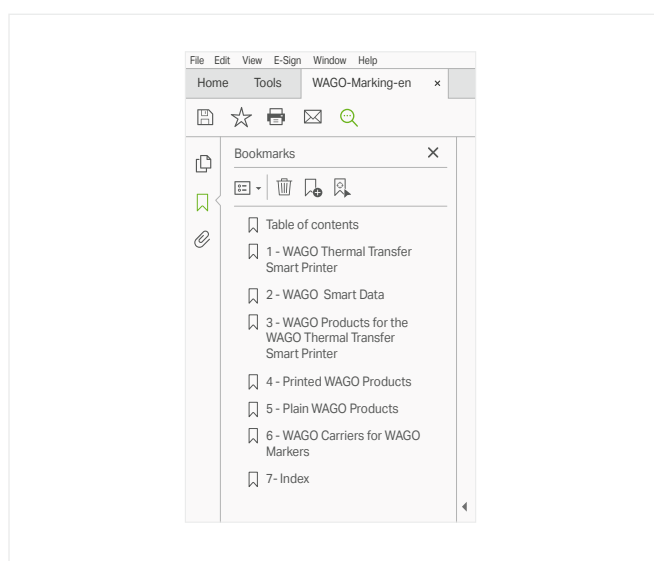
- Open the search dialog via **Edit > Find** or by clicking the **magnifying glass icon**. Alternatively, use the **Ctrl + F** keyboard shortcut.
- Enter your search term in the search field.
- Click **Next** to move to the next search result.



## Navigating with Bookmarks

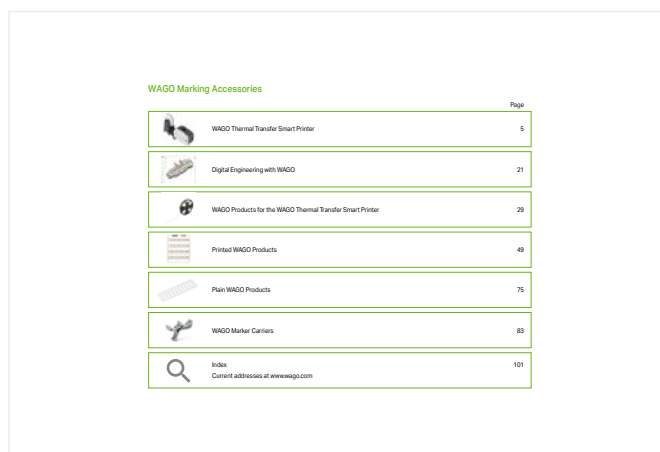
This PDF includes bookmarks to help you quickly and easily find specific sections. With a single click, you can jump directly to a chapter in the catalog.

- Open the bookmark panel by clicking the **bookmark icon**.
- To navigate to a chapter, click the relevant bookmark in the bookmark panel. The corresponding catalog page will then be displayed.



## Navigating with the Table of Contents

Our table of contents includes clickable page numbers, allowing you to jump directly to the corresponding catalog page.



You can also find additional clickable page numbers in the selection guides and the item number index.

## Links








To help you access additional information easily, this catalog includes links to various websites. These links may provide further product details, installation notes or quick access to important documents such as data sheets.

One example is our **item numbers**, which contain links to the corresponding product detail pages on our website. Simply click an item number to open the relevant product detail page.

You can identify links in this catalog by the presence of a URL in the link text (e.g., [www.wago.com](http://www.wago.com)). In most cases, links are also underlined for easy recognition.



## WAGO Marking Accessories

	Page
	WAGO Thermal Transfer Smart Printer 5
	Digital Engineering with WAGO 21
	WAGO Products for the WAGO Thermal Transfer Smart Printer 29
	Printed WAGO Products 49
	Plain WAGO Products 75
	WAGO Marker Carriers 83
	Index Current addresses at <a href="http://www.wago.com">www.wago.com</a> 101

# WAGO Marking Accessories and Appropriate Product Series

## Selection Guide

	Width (mm)	Marking Strips		WMB Inline Markers (Reel)			WMB Markers (Card)			Mini-WSB Markers (Reel and Card)		Self-Adhesive Marking Strips	Direct Marking on Product
		7.5	11	3.5	4 ... 4.2	5 ... 5.2	3.5	4 ... 4.2	5 ... 5.2	5 (reel)	5 (card)		
<b>WAGO Rail-Mount Terminal Blocks TOPJOB® S</b>													
2000, 2200 Series	3.5		■	■			■						
2001, 2201 Series	4.2		■	□	■		□	■					
2002, 2202, 2102 Series	5.2		■			■		□	■	□	□		
2003 Series	5.2		■			■		■		□	□		
2004, 2204 Series	6.2		■			●		●		□	□		
2005 Series	6.2		■			●		●		□	□		
2006, 2206, 2106 Series	7.5		■			●		●		□	□		
2007 Series	8		■			●		●		□	□		
2010, 2210 Series	10		■			●		●		□	□		
2016, 2216, 2116 Series	12		■			●		●		□	□		
<b>WAGO Rail-Mount Terminal Blocks "Classic"</b>													
270 Series	5					■		■		□	□		
279 Series	4				■		●	■					
280 Series	5				□	■		□	■				
281 Series	6				●	■		●	■				
282 Series	8				●	■		●	■				
283 Series	12				●	■		●	■				
284 Series	10				●	■		●	■				
285 Series	16				●	■		●	■				
880 Series	5				●	■		●	●	□	□		
<b>WAGO Rail-Mount Terminal Blocks TOPJOB® "Classic"</b>													
780 Series	5				□	■		□	■				
781 Series	6				●	■		●	■				
782 Series	8				●	■		●	■				
783 Series	12				●	■		●	■				
784 Series	10				●	■		●	■				
785 Series	16				●	■		●	■				
<b>WAGO Rail-Mount Terminal Blocks with a Pluggable Connector X-COM®-SYSTEM</b>													
769 Series	5									■	■		■
870 Series	5	□			●	■		●	■	□	□		■
<b>WAGO Rail-Mount Terminal Blocks with a Pluggable Connector X-COM®S-SYSTEM</b>													
2020 Series	3.5		■	■			■			□	□		■
2022 Series	5.2		■		●	■		●	■	□	□		■
<b>WAGO Rail-Mount Terminal Blocks "Mini"</b>													
260 Series	5 / 8												■
261 Series	6 / 0												■
262 Series	7 / 12												■
264 Series	6 / 10									■	■		
862 Series	12	■											
869 Series	5	□			●	■		●	■	□	□		
<b>WAGO Printer</b>													
Thermal Transfer Printer		■	■	■	■	■					■		
Smart Printer													
Can be ordered via Smart Designer Configuration Software from <a href="http://www.wago.com">www.wago.com</a>													
							■	■	■				

■ perfectly suited (e.g., marker of maximum size)

□ suitable

● only individual markers






△ only suitable with carrier

	Width (mm)	Marking Strips			WMB Inline Markers (Reel)			WMB Markers (Card)			Mini-WSB Markers (Reel and Card)		Self-Adhesive Marking Strips	Direct Marking on Product
		7	7.5	11	3.5	4 ... 4.2	5 ... 5.2	3.5	4 ... 4.2	5 ... 5.2	5 (reel)	5 (card)		
<b>WAGO Patchboard Systems</b>														
727 Series	7.62					●	●		●	●				□
<b>WAGO High-Current Terminal Blocks (POWER CAGE CLAMP)</b>														
285 Series	16 / 20 / 25 / 32			△			●			●				
<b>WAGO MICRO PUSH WIRE® Connectors for Junction Boxes</b>														
243 Series													■	
<b>WAGO PCB Terminal Blocks</b>														
745 Series	5 / 7.5 / 10										■	■		■
746 Series	7.5					●			●		●	●		■
218, 233 ... 236, 250, 254 ... 257, 735 ... 742, 744, 804, 805, 806, 816, 2604, 2606, 2616, 2624, 2626, 2636, 2706, 2716 Series													■	■
<b>WAGO I/O SYSTEM</b>														
750 Series	12 / 24 / 48			△								■	■	
753 Series	12 / 24 / 48			△								■	■	
<b>WAGO Interface Modules</b>														
788 Series	15			□			■			■				
857 Series	6					●			●					
858 Series	31			■			■			■				
859 Series	6									●	●			
<b>WAGO Pluggable Connection System WINSTA®</b>														
770/771 Series	10												□	■
890/891 Series	5													■
<b>WAGO MULTI CONNECTION SYSTEM (MCS)</b>														
231, 232, 713, 714, 721, 722, 733, 734, 832, 2231, 2721 Series													□	■
<b>WAGO Pluggable Connection System picoMAX®</b>														
2091, 2092 Series														■



# WAGO Thermal Transfer Smart Printer

# WAGO Thermal Transfer Smart Printer

		Page
	Smart Printer	12
	Cutter for Smart Printer	14
	Thermal Transfer Ink Ribbons for Smart Printer	15
	Carrying Case for Smart Printer	16
	Rollers for Smart Printer	17



## Marking with Smart Printer



### Terminal Block Marking

- Multi-line marking strips for clear, detailed control cabinet labels
- WMB Inline markers on a reel are suitable for various terminal block sizes
- Same profile across all TOPJOB® S Rail-Mount Terminal Blocks ensures quick labeling




### Cable and Conductor Marking

- Different versions available: marking sleeves, self-laminating labels, conductor markers for thread-on mounting or shrink tubes
- Large variety of marking surface sizes



### Device Marking

- Broad selection of labels, type plates, fabric labels and type plates optimizes marking for devices and control cabinets
- Marking materials are available in a variety of colors and sizes

**Your Benefits:**

- Long-lasting, indelible, scratch-proof printing
- Lower purchase costs thanks to economical marking
- Save time on printing and affixing markings
- Universal application for all control cabinet marking tasks
- Easy installation

# Thermal Transfer Printer

## Smart Printer

### Installation

1



Open Smart Printer.



Smart Printer is open.



Secure the appropriate roller in the printer.



Insert the entire core of the ink ribbon at the bottom.



Insert the empty core at the top and twist until the empty core has been completely wrapped.

Use the tear-off edge to remove the printed material.



Insert the empty core at the top and twist until the empty core has been completely wrapped.

#### Secure Material inside the Printer



Close Smart Printer.



Loosen the center bar, loosen the wing and place material on the bar.



Secure the second wing on the center bar, resecure the bar in the housing and loosely attach guide rails to the material.

Secure Material outside the Printer



Secure the material on the external unwinder.



Route material through the printer.



Guide the marker strip over the roller.



Place unwinder and material centrally behind the printer.



Loosely fit guide rails to the material.

External Unwinder



Set of external unwinder

Mobile Application



Secure Bluetooth® (258-5102) or WiFi Dongle (258-5103) in the USB-A interface.



Download WAGO Smart Script App and couple it to the desired printer in the print preview.



Optional use: Power bank 24 V (258-5104)

## WAGO Marking Software Smart Script

### Intuitive Marking Software

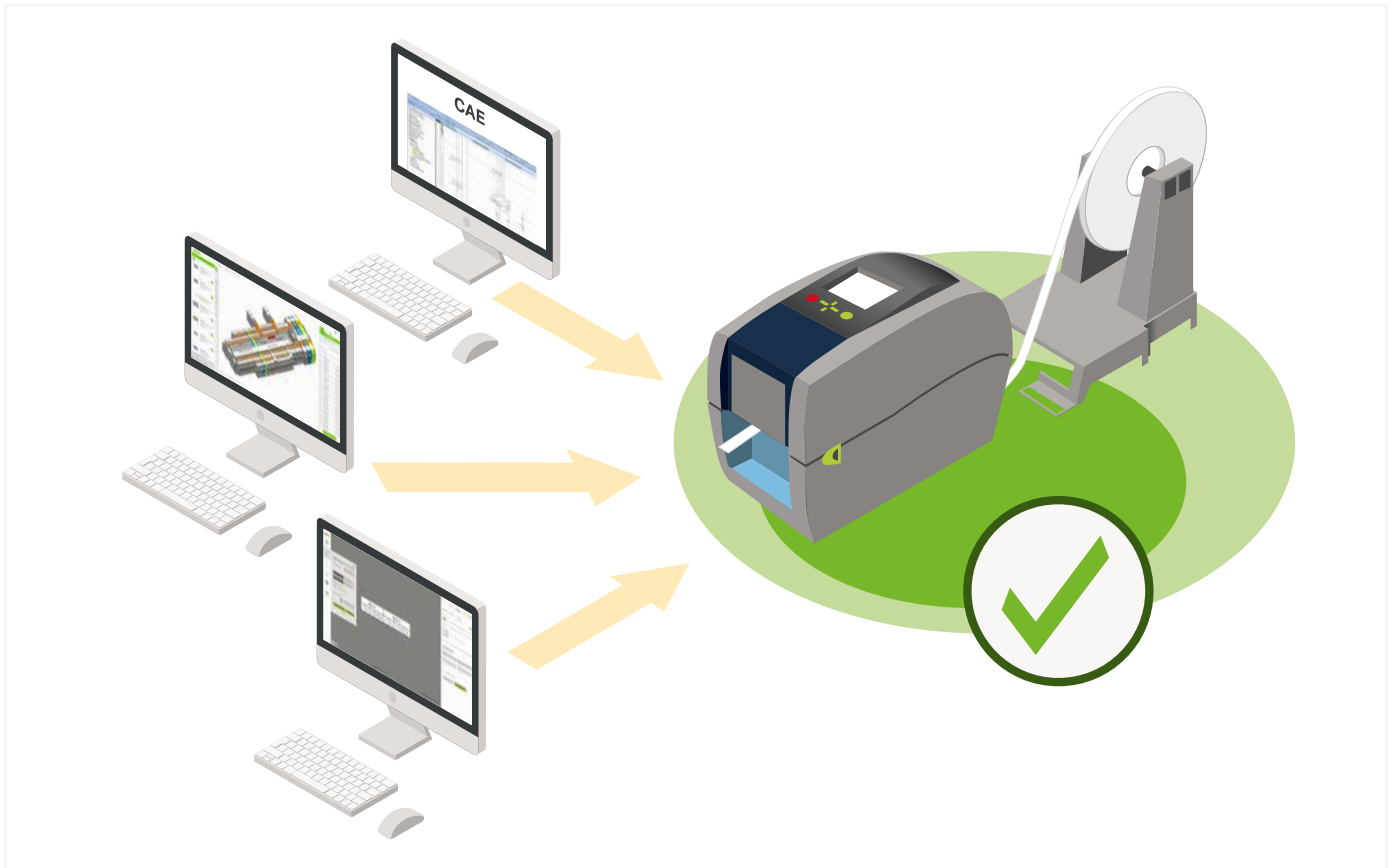
With its intuitive operation, this clearly structured marking software is suitable for all WAGO markers. Eliminate duplicated effort and simply export data from Excel or CAE systems for marking your terminal strips.

Combining superior usability with a modern design, Smart Script helps the user complete the task quickly and easily with just a few clicks. For example, Smart Script can be used to easily customize type labels, as well as define and print barcodes and graphic elements.

- Modern design and intuitive workflow
- Fast and easy use thanks to an integrated printer driver and printer settings
- A large selection of different marking media, including templates
- Optimized data interfaces to WAGO Configurator Smart Designer, EPLAN P8, Microsoft Excel, CSV



## Printing with the Thermal Transfer Smart Printer



### Direct Printing from a CAE System

With the perfect EPLAN interfaces, both terminal block markings and marking accessories for electrical equipment and conductors can be conveniently generated directly from a CAE system. Direct connection to the Thermal Transfer Smart Printer accelerates the manufacturing process.



### Generate Marking Data from the Configuration Software

Save time and reduce your costs by printing markings directly from WAGO's Smart Designer Configuration Software on the economical Thermal Transfer Smart Printer. Configured terminal strips can be printed with just a few mouse clicks.



### WAGO Marking Software Smart Script

With its intuitive operation, this clearly structured marking software is suitable for all WAGO Smart Markers. Eliminate duplicated effort and simply export data from Excel or CAE systems for marking your terminal strips.

## Marking device

Printer model: Smart Printer



### Connection Data

Interfaces	USB type A, (for BT and Wi-Fi connection), USB type B (for PC connection), RS-232, ETHERNET 10/100 Mbps
------------	---

### System requirements

Supported operating systems	Windows 7; Windows 8; Windows 10; Windows 11; Linux®
Memory	4 GB

### Technical data

Operating voltage	100 ... 240 VAC, 50 ... 60 Hz (automatic adjustment)
Print resolution	300 dpi (12 pixels/mm)
Print speed	Max. 127 mm/s (WAGO recommends 50.8 mm/s)
Print width (max.)	47 mm
Print length (max.)	762 mm
Print head	Glass layer, spring-mounted
See-through/reflective sensor	Yes, centrally mounted
Memory	8192 MB
Operating display	Color TFT LCD with navigation button
Safety approvals	CE (EMC)
Ink ribbon	Roll outer diameter: 40 mm; Core inner diameter: 12.7 mm (0.5 inch); Max. length: 110 m; Max. width: 58 mm

### Environmental requirements

Ambient temperature (operation)	+5 ... +40 °C
Ambient temperature (storage)	-20 ... +50 °C

# Marking device

## Printer model: Smart Printer

Scope of delivery: USB Adapter *Bluetooth*® 5.0 Nano (258-5102), tool bag (large) (206-3010), power supply + cable, 2 rollers (258-5006 + 258-5007), 1 reel holder, 1 ink ribbon (258-5005), Smart Script marking software and driver, USB cable, external unwinder, 1 empty cardboard core



258-5100

Item No.	PU
258-5100	1

Scope of delivery: Power supply + cable, 2 rollers (258-5006 + 258-5007), 1 reel holder, 1 ink ribbon (258-5005), Smart Script marking software and driver, USB cable, external unwinder, 1 empty cardboard core, 1 reel each of marking strips (2009-110) and WMB Inline markers (2009-115)



258-5107

Item No.	PU
258-5107	1

### Item-Specific Accessories



Tool bag; empty; compatible with L-BOXX® 102; Capacity: 24 kg

Item No.	PU
206-3010	1



USB Adapter 5.0 with Bluetooth®; for WAGO Thermal Transfer Smart Printer

Item No.	PU
258-5102	1

Scope of delivery: Power supply + cable, 2 rollers (258-5006 + 258-5007), 1 roller holder, 1 ink ribbon (258-5005), Smart Script marking software and driver, USB cable, external unwinder, 1 empty cardboard core



258-5108

Item No.	PU
258-5108	1

### Item-Specific Accessories



Tool bag; empty; compatible with L-BOXX® 102; Capacity: 24 kg

Item No.	PU
206-3010	1



USB Adapter 5.0 with Bluetooth®; for WAGO Thermal Transfer Smart Printer

Item No.	PU
258-5102	1

### Accessories; for all products on this page



WiFi USB Adapter; for WAGO Thermal Transfer Smart Printer

Item No.	PU
258-5103	1



Power Bank; 12 ... 24 V; 20100 mAh; for WAGO Thermal Transfer Smart Printer

Item No.	PU
258-5104	1

PU = packaging unit; SPU = subpackaging unit

## Accessories for marking devices

### Cutter



258-5030

Color	Item No.	PU
	258-5030	1



#### Hardware requirements:

- Printer model: Smart Printer
- From manufacturing month/year: 0814 – August 2014
- Firmware version: 1.UW7i
- Printer driver: Version 7.4.2

#### Software requirements:

- Smart Script: Version 4.2 or higher
- WAGO printer settings: Version 2.4.0.0 or higher

#### Approved print material to be cut:

- Marking Strips: 2009-110, 709-177, 709-178, 757-901/000-005
- Self-Adhesive Marking Strips: 210-702, 210-870 ...-882/000-002
- Cable Tie Markers: 211-835 ...-836, 211-836/000-002
- Self-Laminating Labels: 211-855 ...-857
- Wire Markers for Thread-On Mounting: 211-861 ...-863
- Type Labels: 210-801 ...-804, 210-812
- Continuous Labels: 210-831 ...-834
- Label for Circuit Identification: 210-813

#### Dimensions of printing materials:

- Width (max.): 46 mm
- Thickness (max.): 250 µm

## Accessories for marking devices

### Thermal transfer ink ribbon

for all marking accessories from the WAGO product series (except 211-855, 211-856, 211-857)

only for 211-855/-856/-857



258-5005



258-5014

Length: 74 m		
Color	Item No.	PU
● black	258-5005	1
● red	258-5005/000-005	1
○ white	258-5005/000-008	1

Length: 74 m		
Color	Item No.	PU
● black	258-5014	1

PU = packaging unit; SPU = subpackaging unit



## Accessories for marking devices

Carrying case ▶ for Smart Printer ▶ With foam padding for printer



258-5015

Color	Item No.	PU
○ white	258-5015	1

PU = packaging unit; SPU = subpackaging unit

# Accessories for marking devices

## Roller

for marking strips, device and equipment markers, conductor and cable markers



258-5006

Item No.	PU
258-5006	1

for Micro WSB Inline markers



258-5011

Item No.	PU
258-5011	1

for Mini-WSB Inline markers



Item No.	PU
258-5008	1

for WMB Inline markers



258-5007

Item No.	PU
258-5007	1

for WMB Inline markers; for Phoenix Contact Rail-Mount Terminal Blocks



258-5009

Item No.	PU
258-5009	1

for WMB Inline markers; for Weidmüller Rail-Mount Terminal Blocks










258-5010

Item No.	PU
258-5010	1

PU = packaging unit; SPU = subpackaging unit

1

# Overview of Marking Accessories and Rollers for Smart Printer




Marking Accessories for Smart Printer					Rollers for Smart Printer				
Description	for Series	Color	Item No.	Color	Item No.				
 Marking strips; cable and conductor markers; device labels		–	–	● black	258-5006				
 WMB Inline; plain; 3.5 mm stretchable	2000, 2020	○ white	2009-113	● green	258-5007				
		● yellow	2009-113/000-002						
		● red	2009-113/000-005						
		● blue	2009-113/000-006						
		○ gray	2009-113/000-007						
		● orange	2009-113/000-012						
		● light green	2009-113/000-017						
		● green	2009-113/000-023						
		● violet	2009-113/000-024						
		 WMB Inline; plain; 4 ... 4.2 mm stretchable	2001			○ white	2009-114	● green	258-5007
● yellow	2009-114/000-002								
● red	2009-114/000-005								
● blue	2009-114/000-006								
○ gray	2009-114/000-007								
● orange	2009-114/000-012								
● green	2009-114/000-023								
● violet	2009-114/000-024								
 WMB Inline; plain; 5 ... 5.2 mm stretchable	2002 ... 2016, 2022			○ white	2009-115	● green	258-5007		
				● yellow	2009-115/000-002				
		● red	2009-115/000-005						
		● blue	2009-115/000-006						
		○ gray	2009-115/000-007						
		● orange	2009-115/000-012						
		● light green	2009-115/000-017						
		● green	2009-115/000-023						
		● violet	2009-115/000-024						
		 Mini-WSB Inline; plain; 5 ... 5.2 mm stretchable	769, 750	○ white	2009-145			● blue	258-5008
● yellow	2009-145/000-002								
● red	2009-145/000-005								
● blue	2009-145/000-006								
○ gray	2009-145/000-007								
● orange	2009-145/000-012								
● green	2009-145/000-023								
● violet	2009-145/000-024								
 WMB Inline; for Phoenix Contact rail-mount terminal blocks; plain; 5.2 mm stretchable; replaces UC-TM5 and ZB5 for Smart Printer serial numbers starting with GWAOxxx0814				○ white	2009-515	○ white	258-5009		
 WMB Inline; for Weidmüller rail-mount terminal blocks; plain; 5.2 mm stretchable; replaces WS 10/5				○ white	2009-615	● red	258-5010		





# WAGO Smart Data

## Digital Engineering with WAGO

	Page
	22
	26
	27

## Digital Engineering with WAGO

### Overview

The cornerstone of each switchgear unit is not just the products used themselves, but also individualized electrical planning. To make your planning as smooth as possible from start to finish, WAGO offers you complete data, software tools and interfaces. Based on standards like eCl@ss (basic/advanced) or ETIM, the technical and commercial item data – available as product data for CAE or CAD – is machine-readable and fully compatible with your system. From electrical and mechanical planning to delivery, you save time and money every step of the way.

2

#### CAD

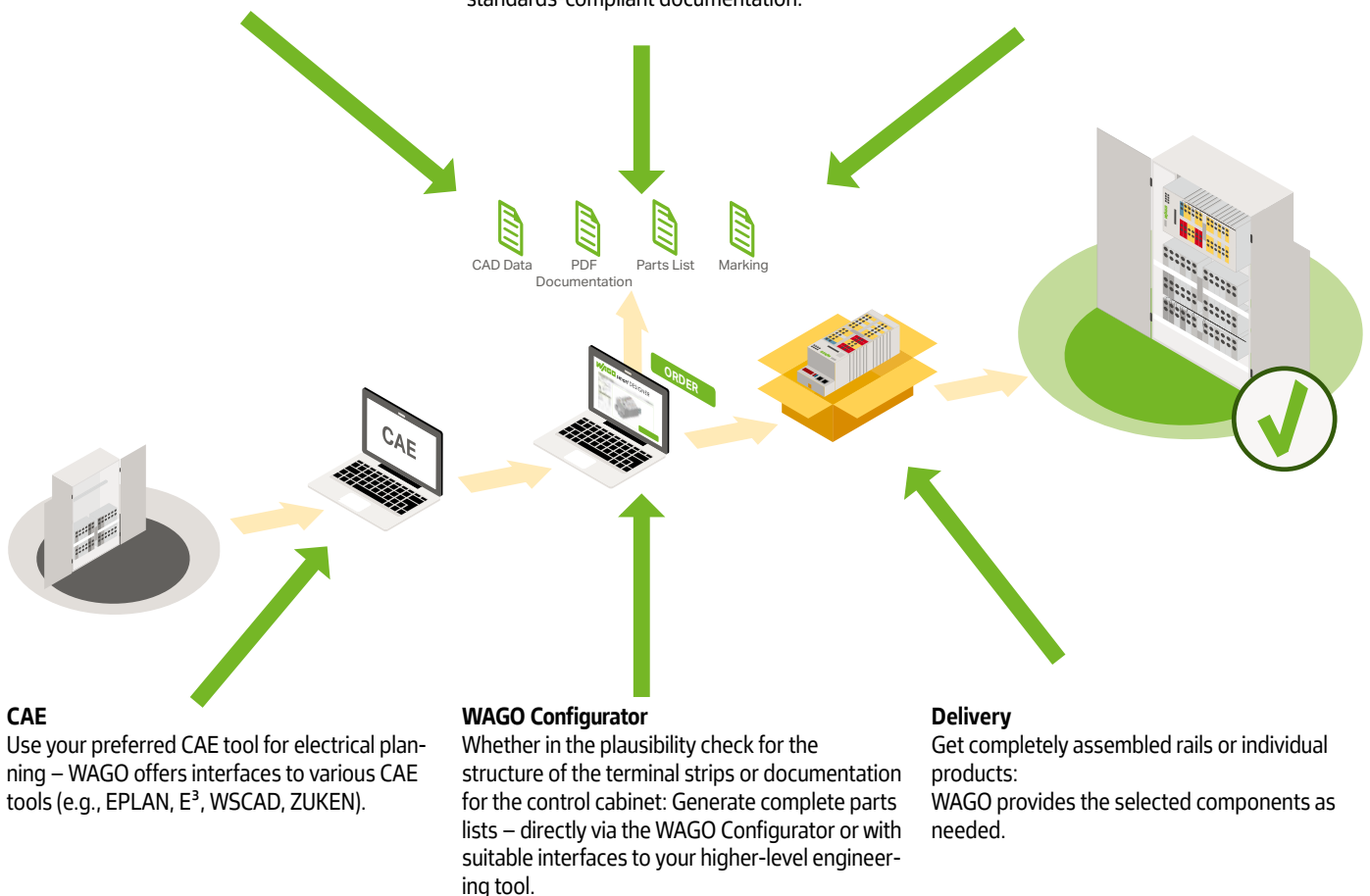
WAGO offers a large number of CAD formats for the configuring your design. Use your usual CAD tool to import your configuration from WAGO Configuration Software Smart Designer.

#### Documentation

Save time and avoid errors in the configuration of control cabinet documentation – automatically from WAGO Configuration Software Smart Designer. You will benefit from having all the relevant product and process data necessary for standards-compliant documentation.

#### Marking

Marking control cabinets is easy with the WAGO Thermal Transfer Smart Printer. Depending on how you work, you have the option of printing markings from different systems.



#### CAE

Use your preferred CAE tool for electrical planning – WAGO offers interfaces to various CAE tools (e.g., EPLAN, E<sup>3</sup>, WSCAD, ZUKEN).

#### WAGO Configurator


Whether in the plausibility check for the structure of the terminal strips or documentation for the control cabinet: Generate complete parts lists – directly via the WAGO Configurator or with suitable interfaces to your higher-level engineering tool.

#### Delivery

Get completely assembled rails or individual products: WAGO provides the selected components as needed.

## Digital Engineering with WAGO

### Familiar Planning in the CAE Tool



2

Use your familiar CAE tool for designing circuit diagrams. WAGO offers you high-quality CAE product data and CAE macros. Interfaces to a number of CAE tools (e.g., EPLAN, WSCAD, etc.) permit automatic construction of planned terminal strips in the WAGO Configurator configuration software.

#### Your Benefits:

- Use your preferred CAE tool – WAGO offers interfaces to various systems.
- Instead of entering item numbers, use the bidirectional interface to plan faster with function definitions.
- Pass the circuit diagrams to the WAGO Configurator, construct terminal strips automatically and save a great deal of time.
- Plausibility checks in the WAGO Configurator help you avoid errors in your planning. Any missing components, such as an end and intermediate plate, are added automatically.
- Automatic transfer of the printing data from the CAE tool to the thermal transfer Smart Printer minimizes time and errors.
- The simple, clearly arranged selection of marking media and automatic adjustment of the font size to the corresponding marking field help you achieve precise component marking.



## Digital Engineering with WAGO

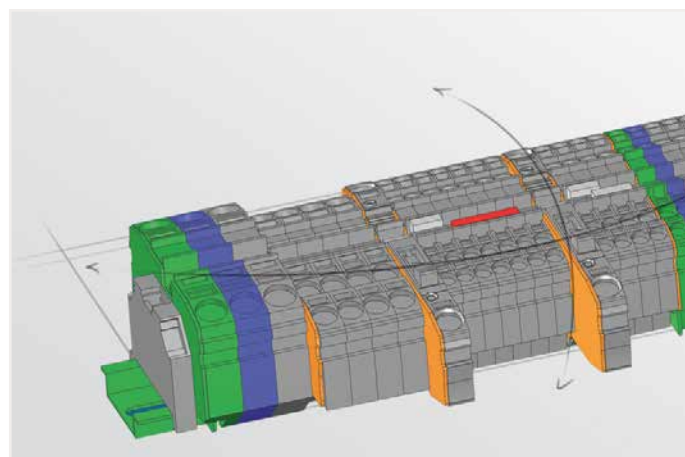

### Configuration of Individual Products



With WAGO Configurator Smart Designer, the software for WAGO's electrical interconnection and automation products, we offer project access anytime and from anywhere in the world – no installation necessary.

#### Your Benefits:

- Easy cooperation on a configuration project, even at different development sites
- Save time and avoid errors with location-independent project processing, without different processing statuses, data exchange via email etc.
- Get your bearings quickly and save time with a selection of pre-defined standard views.
- Item numbers always up-to-date
- Plausibility checks prevent planning errors.
- Insert user-specific products as placeholders.




#### CAD Configuration

Use your usual CAD tool to import your configuration from the WAGO Configurator. This is possible without exception thanks to the availability of various CAD formats (neutral and native 2D/3D CAD formats). Technical and commercial item information is available to you with high-quality data. You determine the product data granularity yourself.

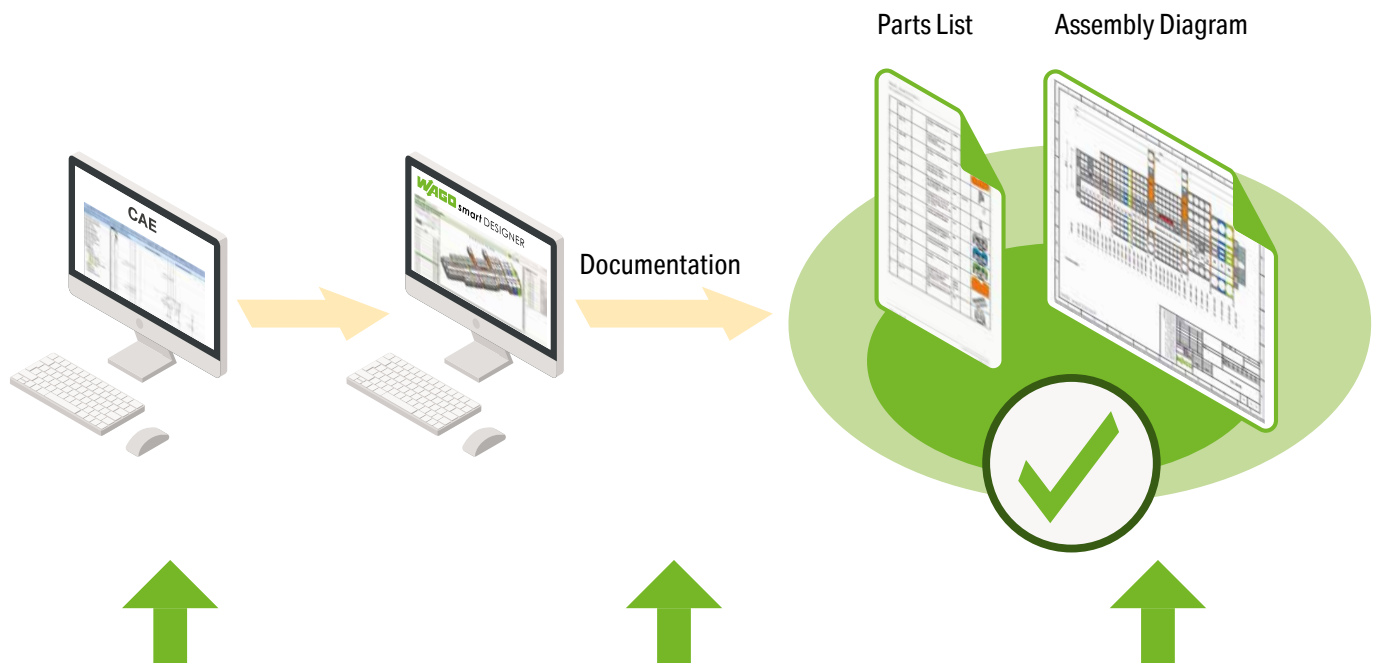
## Digital Engineering with WAGO

### Parts Lists and Assembly Diagrams



2

Export parts lists and assembly diagrams directly from WAGO Configurator Smart Designer to create production documents or support ordering. You benefit from the automatic import of item numbers for individual components into your ERP system and from complete, standards-compliant PDF documentation (e.g., per FSF standard for track and rail vehicles).



#### CAE

Use your preferred CAE tool for electrical planning – WAGO offers interfaces to various CAE tools (e.g., EPLAN, E<sup>3</sup>, WSCAD, ZUKEN).

#### WAGO Configurator Smart Designer

Use the WAGO Configurator Smart Designer to prepare control cabinet documentation quickly and easily. For every configuration, you can get parts lists and assembly diagrams automatically at the push of a button.

#### Parts Lists and Assembly Diagrams

Export parts lists and assembly diagrams directly from the Smart Designer Configuration Software to create production documents or support ordering for the purchasing process.

## WAGO Marking Software Smart Script

### Intuitive Marking Software

With its intuitive operation, this clearly structured marking software is suitable for all WAGO markers. Eliminate duplicated effort and simply export data from Excel or CAE systems for marking your terminal strips. Combining superior usability with a modern design, Smart Script helps the user complete the task quickly and easily with just a few clicks. For example, Smart Script can be used to easily customize type labels, as well as define and print barcodes and graphic elements.

- Modern design and intuitive workflow
- Fast and easy use thanks to an integrated printer driver and printer settings
- A large selection of different marking media, including templates
- Optimized data interfaces to WAGO Configurator Smart Designer, EPLAN P8, Microsoft Excel, CSV



## WAGO Configuration Software Smart Designer

### Smart Designer in HTML5


Updated to HTML5, WAGO's Smart Designer Configuration Software comes with a new design and additional features.

The new software offers a modern and intuitive user interface for maximum usability. In addition, there is better support for mobile devices, expanding the scope of applications and allowing the software to be used at any time and from anywhere. With this future-ready Web application standard, WAGO offers a tool that perfectly supports the engineering process.

All familiar tried and tested functions of the previous Smart Designer version have been retained. The updated tool allows projects from different CAE planning tools to be imported via an interface and a plausibility check to be performed, for example. Based on WAGO's expertise, a check is performed of whether the configured structure is possible and, for rail-mount terminal blocks, the correct jumpers are placed according to the planning. Alternatively, a combination of rail-mount terminal blocks or a custom connector can be created directly in the software, and an offer can be requested with a click.

- Future-ready Web application standard
- Modern, intuitive user interface
- Better support for mobile devices
- All familiar functions retained












2





## **WAGO Products for the WAGO Thermal Transfer Smart Printer**

## WAGO Products for the WAGO Thermal Transfer Smart Printer

	Page
	30
	30
	31
	34
	36
	36
	37
	38
	39
	41
	42

## Marker



### WMB Inline ▶ for WAGO Rail-Mount Terminal Blocks

Color	Marker/strip width			PU
	3.5 mm	4 ... 4.2 mm	5 ... 5.2 mm	
	Delivery form configuration 2,300 WMB markers (3.5 mm)/reel	Delivery form configuration 2,000 WMB markers (4 mm)/reel	Delivery form configuration 1,500 WMB markers (5 mm)/reel	
○ white	2009-113	2009-114	2009-115	1
● yellow	2009-113/000-002	2009-114/000-002	2009-115/000-002	1
● red	2009-113/000-005	2009-114/000-005	2009-115/000-005	1
● blue	2009-113/000-006	2009-114/000-006	2009-115/000-006	1
○ gray	2009-113/000-007	2009-114/000-007	2009-115/000-007	1
● orange	2009-113/000-012	2009-114/000-012	2009-115/000-012	1
● light green	2009-113/000-017			1
● green	2009-113/000-023	2009-114/000-023	2009-115/000-023	1
● violet	2009-113/000-024	2009-114/000-024	2009-115/000-024	1

### WMB Inline ▶ for Phoenix Contact's rail-mount terminal blocks; replaces UC-TM5 and ZB5 markers

Color	Marker/strip width	PU
	5 ... 5.2 mm	
	Delivery form configuration 900 WMB markers (5 mm)/reel	
○ white	2009-515	1

### WMB Inline ▶ for Weidmüller's rail-mount terminal blocks; replaces WS 10/5 marker

Color	Marker/strip width	PU
	5 ... 5.2 mm	
	Delivery form configuration 1,200 WMB markers (5 mm)/reel	
○ white	2009-615	1

### Mini-WSB Quick Marking System ▶ for WAGO Rail-Mount Terminal Blocks

Color	Marker/strip width	PU
	5 ... 5.2 mm	
	Delivery form configuration 1,700 Mini-WSB markers (5 mm)/reel	
○ white	2009-145	1
● yellow	2009-145/000-002	1
● red	2009-145/000-005	1
● blue	2009-145/000-006	1
○ gray	2009-145/000-007	1
● orange	2009-145/000-012	1
● light green	2009-145/000-017	1
● green	2009-145/000-023	1
● violet	2009-145/000-024	1

### Micro-WSB Quick Marking System ▶ for modular empty housings (2857 Series)

Color	Marker/strip width	PU
	4 mm	
	Delivery form configuration 2,000 Micro-WSB markers (4mm)/reel	
○ white	2009-141	1

PU = packaging unit; SPU = subpackaging unit

## Marking strip

Mounting type: Snapping on



709-178

Strip width 7.5 mm ▶ for 270, 862, 869, 870 Series ▶ 50 m; 1 line

Color	Item No.	PU
○ white	709-178	1
○ translucent	709-177	1

Strip width 10 mm ▶ for 757 Series ▶ 50 m; 1 line

Color	Item No.	PU
○ white	757-901/000-050	1

Strip width 11 mm ▶ for WAGO Rail-Mount Terminal Blocks TOPJOB® S, X-COM®S-SYSTEM, X-COM®S-SYSTEM-MINI and 285/788/857/2857 Series ▶ 20 m; 1 line

Color	Item No.	PU
● yellow	2009-110/020-002	1

Strip width 11 mm ▶ for WAGO Rail-Mount Terminal Blocks TOPJOB® S, X-COM®S-SYSTEM, X-COM®S-SYSTEM-MINI and 285/788/857/2857 Series ▶ 50 m; 1 line

Color	Item No.	PU
○ white	2009-110	1

Strip width 15 mm ▶ 20 m; 1 line

Color	Item No.	PU
○ white	210-742	1

Mounting type: Sticking



210-831

Strip width 2.3 mm ▶ 25 m; 9 lines

Color	Item No.	PU
○ white	210-831	1

Strip width 3 mm ▶ 25 m; 9 lines

Color	Item No.	PU
○ white	210-832	1

Strip width 5 mm ▶ 25 m; 5 lines

Color	Item No.	PU
○ white	210-834	1

Strip width 6 mm ▶ 25 m; 5 lines

Color	Item No.	PU
○ white	210-833	1

Strip width 10 mm ▶ 20 m; 1 line

Color	Item No.	PU
○ white	210-870	1
● silver-colored	210-871	1

Strip width 12.7 mm ▶ for Siemens ET200 ▶ 20 m; 1 line

Color	Item No.	PU
○ white	210-880	1
● yellow	210-880/000-002	1

Strip width 15 mm ▶ 20 m; 1 line

Color	Item No.	PU
● red	210-702/020-005	1

Strip width 15 mm ▶ 50 m; 1 line

Color	Item No.	PU
○ white	210-702	1

Strip width 20 mm ▶ 20 m; 1 line

Color	Item No.	PU
○ white	210-872	1
● silver-colored	210-873	1

Strip width 22.6 mm ▶ for Siemens S7 ▶ 20 m; 1 line

Color	Item No.	PU
○ white	210-882	1
● yellow	210-882/000-002	1

Strip width 30 mm ▶ 20 m; 1 line

Color	Item No.	PU
○ white	210-874	1
● yellow	210-874/000-002	1
● silver-colored	210-875	1

Strip width 46 mm ▶ 20 m; 1 line

Color	Item No.	PU
● blue	210-876/000-006	1
○ white	210-876	1
● yellow	210-876/000-002	1
● yellow-green	210-876/000-018	1
● red	210-876/000-005	1
● silver-colored	210-877	1

PU = packaging unit; SPU = subpackaging unit

## Cable and Conductor Markers

### Description and Installation



Remove the marker printed with Smart Printer from the roll.



Slide the marker into the marking sleeve receptacle. Exchanging the marker is also possible after the conductor has been terminated.




Compress the sleeve and slide it onto the conductor to be marked.



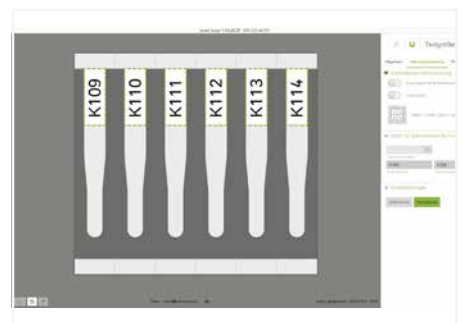
Suitable markers are supplied on a reel for insertion into Smart Printer.



Cable Tie Markers



Smart Printer, for printing markers and much more.




Smart Script, for marking markers and much more.

## Cable and Conductor Markers

### Description and Installation



Slide the marker through the marker slot up to the end of the sleeve.



Then remove the rest of the card by twisting it off.



Attach the marking sleeve (211-829) to individual cables or conductors via cable ties.



Wire markers for thread-on mounting, for wire cross section 0.75 ... 6 mm<sup>2</sup>

3



Conductor marker for thread-on mounting



Remove the printed label from the sheet or reel.



Wrap the label around the conductor or cable.



The transparent laminate protects the marking.

# Marking sleeve

Length 12 mm ▶ Mounting type: Sliding on conductor



211-812

for wire diameter 1.4 ... 5 mm

Color	Item No.	PU
○ transparent	211-812	500

for wire diameter 5 ... 11 mm

Color	Item No.	PU
○ transparent	211-813	500

Length 23 mm ▶ Mounting type: Sliding on conductor



211-823

for wire diameter 1.4 ... 5 mm

Color	Item No.	PU
○ transparent	211-823	500

for wire diameter 5 ... 11 mm

Color	Item No.	PU
○ transparent	211-824	200

for wire diameter 1.5 ... 2.5 mm

Color	Item No.	PU
○ transparent	211-922	1000

for wire diameter 2 ... 4 mm

Color	Item No.	PU
○ transparent	211-923	500

for wire diameter 4 ... 7 mm

Color	Item No.	PU
○ transparent	211-924	500

for wire diameter 6 ... 10 mm

Color	Item No.	PU
○ transparent	211-925	200

for wire diameter 10 ... 14 mm

Color	Item No.	PU
○ transparent	211-926	200

for wire diameter 14 ... 22 mm

Color	Item No.	PU
○ transparent	211-927	100

### Item-Specific Accessories



Marker; 4 x 12 mm; 2,500 markers/reel

Color	Item No.	PU
○ white	211-811	1

### Item-Specific Accessories



Marker; 4 x 23 mm; 2,500 markers/reel

Color	Item No.	PU
○ white	211-821	1

Length 23 mm ▶ Mounting type: Mounting with cable ties



211-829

Color	Item No.	PU
○ transparent	211-829	200

### Item-Specific Accessories



Marker; 4 x 23 mm; 2,500 markers/reel

Color	Item No.	PU
○ white	211-821	1



Cable tie; 2.5 mm x 100 mm

Item No.	PU
807-090/101-100	1

PU = packaging unit; SPU = subpackaging unit

# Self-laminating label

Mounting type: Wrapping ▶ Smear resistance in conjunction with 258-5014 Ink Ribbon



211-856

Marking surface 13 x 22 mm ▶ 1,000 pcs/reel ▶ Suitable for cable diameter 5 ... 12 mm

Color	Item No.	PU
○ white	<b>211-856</b>	1

Marking surface 18 x 44 mm ▶ 500 pcs/reel ▶ Suitable for cable diameter 6 ... 22 mm

Color	Item No.	PU
○ white	<b>211-857</b>	1

Marking surface 9 x 18 mm ▶ 1,000 pcs/reel ▶ Suitable for cable diameter 4 ... 9 mm

Color	Item No.	PU
○ white	<b>211-855</b>	1

3

PU = packaging unit; SPU = subpackaging unit

## Wire marker for thread-on mounting

for wire cross-section 0.75 ... 1.5 mm<sup>2</sup> ▶ 1000 pcs/reel; 3 lines



211-161

Item No.	PU
211-861/000-002	1

for wire cross-section 2.5 ... 6 mm<sup>2</sup> ▶ 1000 pcs/reel; 3 lines



211-161

Item No.	PU
211-862/000-002	1

for wire cross-section 6 ... 16 mm<sup>2</sup> ▶ 1000 pcs/reel; 2 lines



211-863

Item No.	PU
211-863/000-002	1

## Shrink tube

Shrink rate 2:1



211-502/000-002

for wire cross-section 0.25 ... 0.75 mm<sup>2</sup> ▶ 20 m/roll

Color	Item No.	PU
● yellow	211-500/000-002	1
○ white	211-500	1

for wire cross-section 0.75 ... 1 mm<sup>2</sup> ▶ 20 m/roll

Color	Item No.	PU
○ white	211-501	1
● yellow	211-501/000-002	1

for wire cross-section 1 ... 2.5 mm<sup>2</sup> ▶ 20 m/roll

Color	Item No.	PU
○ white	211-502	1
● yellow	211-502/000-002	1

for wire cross-section 4 ... 6 mm<sup>2</sup> ▶ 20 m/roll

Color	Item No.	PU
○ white	211-503	1
● yellow	211-503/000-002	1

for wire cross-section 10 ... 16 mm<sup>2</sup> ▶ 15 m/roll

Color	Item No.	PU
○ white	211-504	1
● yellow	211-504/000-002	1

for wire cross-section 25 ... 35 mm<sup>2</sup> ▶ 15 m/roll

Color	Item No.	PU
○ white	211-505	1
● yellow	211-505/000-002	1

for wire cross-section 35 ... 50 mm<sup>2</sup> ▶ 15 m/roll

Color	Item No.	PU
○ white	211-506	1
● yellow	211-506/000-002	1

PU = packaging unit; SPU = subpackaging unit

# Cable tie marker

Marking surface 25 x 11 mm ▶ 500 pcs/reel; 1 line



211-835

Color	Item No.	PU
○ white	211-835	1
● yellow	211-835/000-002	1
● red	211-835/000-005	1

Marking surface 44 x 10 mm ▶ 500 pcs/reel; 2 lines



211-837

Color	Item No.	PU
○ white	211-837	1
● yellow	211-837/000-002	1

Marking surface 97 x 15 mm ▶ 800 pcs/reel; 2 lines



211-836

Color	Item No.	PU
○ white	211-836	1
● yellow	211-836/000-002	1
● red	211-836/000-005	1
● blue	211-836/000-006	1
● orange	211-836/000-012	1
● yellow-green	211-836/000-018	1

3

## Accessories; for all products on this page




Cable tie; 2.5 mm x 100 mm

Item No.	PU
807-090/101-100	1


PU = packaging unit; SPU = subpackaging unit

# Label

Plastic-coated cotton fabric



Polyester



210-810

Marking surface 7 x 20 mm ▶ Mounting type: Sticking ▶ 3,000 labels/reel; 2 lines

Color	Item No.	PU
● yellow	210-811/000-002	1

Marking surface 8 x 20 mm ▶ Mounting type: Sticking ▶ 3,000 labels/reel; 2 lines

Color	Item No.	PU
○ white	210-811	1

Marking surface 5 x 35 mm ▶ Mounting type: Sticking ▶ 1,500 labels/reel; 1 line

Color	Item No.	PU
○ white	210-810	1

Marking surface 6 x 15 mm ▶ Mounting type: Sticking ▶ 3,000 labels/reel; 2 lines

Color	Item No.	PU
● red	210-805/000-005	1
○ white	210-805	1
● yellow	210-805/000-002	1

Marking surface 8 x 20 mm ▶ Mounting type: Sticking ▶ 3,000 labels/reel; 2 lines

Color	Item No.	PU
○ white	210-807	1
● yellow	210-807/000-002	1

Marking surface 9 x 15 mm ▶ Mounting type: Sticking ▶ 3,000 labels/reel; 2 lines

Color	Item No.	PU
○ white	210-806	1
● yellow	210-806/000-002	1

Marking surface 9.5 x 25 mm ▶ Mounting type: Sticking ▶ 1,500 labels/reel; 2 lines

Color	Item No.	PU
○ white	210-808	1

PU = packaging unit; SPU = subpackaging unit

# Label

## Circuit marking ▶ Polyester

Divided into three fields



210-814

Mounting type: Sticking ▶ 750 labels/reel; 1 line		
Color	Item No.	PU
○ white	210-814	1

Divided into two fields



210-813

Mounting type: Sticking ▶ 750 labels/reel; 1 line		
Color	Item No.	PU
○ white	210-813	1

3

PU = packaging unit; SPU = subpackaging unit

# Type labels

## Standard labels



Marking surface 25 x 50 mm ▶ Polyester ▶ Mounting type: Sticking ▶ 500 markers/reel; 1 line

Color	Item No.	PU
● silver-colored	<b>210-812</b>	1

Marking surface 33 x 70 mm ▶ Polyester ▶ Mounting type: Sticking ▶ 500 markers/reel; 1 line

Color	Item No.	PU
○ white	<b>210-801</b>	1
● silver-colored	<b>210-802</b>	1
● yellow	<b>210-801/000-002</b>	1

Marking surface 44 x 99 mm ▶ Polyester ▶ Mounting type: Sticking ▶ 500 markers/reel; 1 line

Color	Item No.	PU
○ white	<b>210-803</b>	1
● silver-colored	<b>210-804</b>	1

## Safety label



210-824

Marking surface 99 x 44 mm ▶ Polyester ▶ Mounting type: Sticking ▶ 300 markers/reel; 1 line

Color	Item No.	PU
● silver-colored	<b>210-824</b>	1



3

PU = packaging unit; SPU = subpackaging unit

## Push-button label

Suitable for Eaton's push-button frame

Marking surface 26.5 x 18 mm ▶ Depth: 0.23 mm ▶ Mounting type: Securing with cover (210-851) ▶ 1000 markers/reel; 1 line



210-856

Color	Item No.	PU
<input checked="" type="radio"/> silver-colored	<b>210-850</b>	1

3

### Accessories; for all products on this page



Cover; Width: 26.5 mm; Height: 18 mm;  
Mounting type: Snapping on

Color	Item No.	PU
<input type="radio"/> transparent	<b>210-851</b>	100

PU = packaging unit; SPU = subpackaging unit

# Push-button label

Suitable for Schneider push-button frame

Marking surface 18 x 27 mm ▶ Depth: 0.65 mm ▶ Mounting type: Sticking ▶ 350 markers/reel; 1 line

Marking surface 8 x 27 mm ▶ Depth: 0.65 mm ▶ Mounting type: Sticking ▶ 350 markers/reel; 1 line



210-842


Color	Item No.	PU
● silver-colored	<b>210-864</b>	1



210-842

Color	Item No.	PU
● silver-colored	<b>210-866</b>	1

**Item-Specific Accessories**

 Cover; Dimensions W x H x D: (27 x 27 x 0.28) mm; Mounting type: Snap-in mounting

Color	Item No.	PU
○ transparent	<b>210-841</b>	100

PU = packaging unit; SPU = subpackaging unit

## Push-button label

Suitable for Siemens push-button frame

Marking surface 22 x 22 mm ▶ Depth: 0.05 mm ▶ Mounting type: Securing with cover (210-859) ▶ 1000 markers/reel; 1 line



210-856

Color	Item No.	PU
● silver-colored	<b>210-858</b>	1

### Item-Specific Accessories



Cover; Width: 22 mm; Height: 22 mm; Mounting type: Snapping on

Color	Item No.	PU
○ transparent	<b>210-859</b>	100

Marking surface 27 x 12.5 mm ▶ Depth: 0.65 mm ▶ Mounting type: Snap-in or adhesive mounting ▶ 350 markers/reel; 1 line



210-842

Color	Item No.	PU
● silver-colored	<b>210-842</b>	1

### Item-Specific Accessories



Cover; Dimensions W x H x D: (12.5 x 27 x 0.28) mm; Mounting type: Snap-in mounting

Color	Item No.	PU
○ transparent	<b>210-843</b>	100

Marking surface 27 x 17.5 mm ▶ Depth: 0.65 mm ▶ Mounting type: Snap-in or adhesive mounting ▶ 350 markers/reel; 1 line



210-836

Color	Item No.	PU
● silver-colored	<b>210-836</b>	1

### Item-Specific Accessories



Cover; Dimensions W x H x D: (17.5 x 27 x 0.28) mm; Mounting type: Snap-in mounting

Color	Item No.	PU
○ transparent	<b>210-837</b>	100

Marking surface 27 x 27 mm ▶ Depth: 0.65 mm ▶ Mounting type: Snap-in or adhesive mounting ▶ 250 markers/reel; 1 line



210-840

Color	Item No.	PU
● silver-colored	<b>210-840</b>	1

### Item-Specific Accessories



Cover; Dimensions W x H x D: (27 x 27 x 0.28) mm; Mounting type: Snap-in mounting

Color	Item No.	PU
○ transparent	<b>210-841</b>	100

PU = packaging unit; SPU = subpackaging unit

# Push-button label

Suitable for push-button frame (210-853)

Marking surface 27 x 19 mm ▶ Depth: 0.65 mm ▶ Mounting type: Sticking ▶ 350 markers/reel; 1 line



210-852

Color	Item No.	PU
● silver-colored	210-852	1

### Accessories; for all products on this page



Frame; Width: 27 mm; Height: 19 mm

Color	Item No.	PU
● black	210-853	100

PU = packaging unit; SPU = subpackaging unit

## Push-button label

Suitable without button frame

Marking surface 22 x 22 mm ▶ Depth: 0.09 mm ▶ Mounting type: Sticking ▶ 300 markers/reel; 1 line



210-856

Color	Item No.	PU
● silver-colored	<b>210-847</b>	1

Marking surface 27 x 18 mm ▶ Depth: 0.65 mm ▶ Mounting type: Sticking ▶ 350 markers/reel; 1 line



210-855

Color	Item No.	PU
● silver-colored	<b>210-855</b>	1

Marking surface 27 x 27 mm ▶ Depth: 0.09 mm ▶ Mounting type: Sticking ▶ 250 markers/reel; 1 line



210-848

Color	Item No.	PU
● silver-colored	<b>210-848</b>	1

Marking surface 28 x 28 mm ▶ Depth: 0.09 mm ▶ Mounting type: Sticking ▶ 500 markers/reel; 1 line



210-854

Color	Item No.	PU
● silver-colored	<b>210-854</b>	1

3




PU = packaging unit; SPU = subpackaging unit

3



# WAGO Printed Materials

## WAGO Printed Materials

	Page
	52
	60
	67

## WAGO Printed Materials Description and Installation



Separating a strip from the WMB or WMB marker card.




Stretching a WMB marker strip.




Separating an individual marker from the WMB marker strip – for larger terminal blocks.




Marking via Mini-WSB Quick Marking System.



4




WMB markers in Mini-WSB marker slots  
Marking strip, translucent  
Mini-WSB markers



WMB Inline markers  
Snapping a strip into the marker slot.



WMB "decade" marking



Snapping a WMB marking strip into the marker slot.




Snapping a WMB marker strip into the marker slot of the double marker carrier.

4

# Marker

## WMB Multi Marking System



Consecutive symbols each strip							
Marking	Marking direction						
	Vertical marking			Horizontal marking			
	Marker/strip width			Marker/strip width			
	4 ... 4.2 mm	5 ... 5.2 mm	5 mm	3.5 mm	4 ... 4.2 mm	5 ... 5.2 mm	5 mm
+, -, 1, 2, 3, 13, 14, 4, 5, 6			794-608				
12, A1, A2, 23, 24, 11, 13, 14, 21, 22			793-691				
12, A1, A2, 24, 11, 14, 21, 22, , ;	793-4995						
a, b, c, d, e, f, g, h, ,			794-695				
a, b, c, e, u, v, w, x, y, z		793-5643	793-643	793-3545	793-4543	793-5543	793-543
A, B, P, N, ⊕, PEN, L1, L2, L3, ⊕	793-4645	793-5645	793-645	793-3545	793-4545	793-5545	793-545
A1, A2, A1, A2, A1, A2, A1, A2, A1, A2; (5x) / 11, 12, 11, 12, 11, 12, 11, 12, 11, 12; (5x)			793-953				
A1, A2, A1, A2, A1, A2, A1, A2, A1, A2; (5x) / 13, 14, 13, 14, 13, 14, 13, 14, 13, 14; (5x)			793-952				
A1, A2, A1, A2, RL, -, RL, -, , ;	793-4998						
F51, ..., F60			794-640				
F61, ..., F70			794-641				
F71, ..., F80			794-642				
F81, ..., F90			794-643				
Iin, Iin, , Iout, Iout, 24V, 11, 12, 14, 0V;	793-4997						
K1 - K10							793-450
K11 - K20							793-451
L, N, Quitt, Stör., A1, A2, Test, N, 14, 24			794-606				
L1, L2, L3, N, ⊕, L1, L2, L3, N, ⊕	794-4672	794-5672	794-672		793-4472	793-5472	793-472
R, S, T, U, V, W, X, Y, Z, Mp	793-4644	793-5644	793-644	793-3544	793-4544	793-5544	793-544
R1, S1, T1, U1, V1, W1, X1, Y1, Z1, SL	793-4646	793-5646	793-646		793-4546	793-5546	793-546
R2, S2, T2, U2, V2, W2, X2, Y2, Z2, SL		793-5647	793-647		793-4547	793-5547	793-547
R3, S3, T3, U3, V3, W3, X3, Y3, Z3, SL		793-5648	793-648		793-4548	793-5548	793-548
R4, S4, T4, ..., Y4, Z4, SL and R5, S5, T5, ..., Y5, Z5, SL			793-649		793-4549	793-5549	793-549
R6, S6, T6, ..., Y6, Z6, SL to R10, S10, T10, ..., Y10, Z10, SL			793-650			793-5550	793-550
U, V, W, N, ⊕, U, V, W, N, ⊕	794-4674	794-5674	794-674		793-4474	793-5474	793-474
U, V, W, N, PE, U, V, W, N, ⊕; (5x) / L1, L2, L3, N, ⊕; (5x)			793-673		793-4473	793-5473	793-473
U1, ... U10							793-453
U1, V1, W1, U1, V1, W1, U1, V1, W1, ...	793-4687	793-5687	793-687		793-4487	793-5487	793-487
U11 - U20							793-454
U2, V2, W2, U2, V2, W2, U2, V2, W2, ...	793-4694	793-5694	793-694		793-4494	793-5494	793-494
U3, V3, W3, U3, V3, W3, U3, V3, W3, ...	793-4695	793-5695	793-695			793-5495	793-495
U4, V4, W4, U4, V4, W4, U4, V4, W4, ...	793-4696	793-5696	793-696		793-4496	793-5496	793-496
U5, V5, W5, U5, V5, W5, U5, V5, W5, ...	793-4697	793-5697	793-697			793-5497	793-497
U6, V6, W6, ..., U6, V6, W6, ... to U9, V9, W9, ..., U9, V9, W9		793-5698	793-698			793-5498	793-498

PU = packaging unit; SPU = subpackaging unit

# Marker

## WMB Multi Marking System

Same symbols per strip							
Marking	Marking direction						
	Vertical marking				Horizontal marking		
	Marker/strip width						
	3.5 mm	4 ... 4.2 mm	5 ... 5.2 mm	5 mm	4 ... 4.2 mm	5 ... 5.2 mm	5 mm
⊕		793-4680	793-5680	793-680	793-4580	793-5580	793-580
-							794-507
⊕ (ohne Kreis)						794-552	
+							794-509
+/-	793-3652	793-4652	793-5652	793-652	793-4552	793-5552	793-552
0V							794-506
24 V							794-508
E3 / E4							794-567
F6							793-466
K							793-452
L1		793-4674	793-5674	793-674	793-4574	793-5574	793-574
L2		793-4675	793-5675	793-675	793-4575	793-5575	793-575
L3		793-4676	793-5676	793-676	793-4576	793-5576	793-576
N		793-4677	793-5677	793-677	793-4577	793-5577	793-577
PE		793-4678	793-5678	793-678	793-4578	793-5578	793-578
PEN		793-4679	793-5679	793-679	793-4579	793-5579	793-579
R		793-4681	793-5681	793-681	793-4581	793-5581	793-581
S		793-4682	793-5682	793-682	793-4582	793-5582	793-582
Symbol for shield terminal blocks per DIN 40771		793-4993					
T		793-4683	793-5683	793-683	793-4583	793-5583	793-583
T1, T2, T3							793-585
U						793-5587	793-587
V						793-5588	793-588
W						793-5589	793-589
X						793-5500/793-035	

# Marker

## WMB Multi Marking System

Consecutive numbers per strip								
Marking	Marking direction							
	Vertical marking				Horizontal marking			
	Marker/strip width				Marker/strip width			
	3.5 mm	4 ... 4.2 mm	5 ... 5.2 mm	5 mm	3.5 mm	4 ... 4.2 mm	5 ... 5.2 mm	5 mm
1 ... 10		793-4602	793-5602	793-602	793-3502	793-4502	793-5502	793-502
1 ... 50		793-4666	793-5666	793-666	793-3566	793-4566	793-5566	793-566
1 ... 9		793-4665	793-5665	793-665	793-3565	793-4565	793-5565	793-565
1, 3, 5, 7, 9, 11, 13, 15, 17, 19; (5x) / 2, 4, 6, 8, 10, 12, 14, 16, 18, 20; (5x)								793-475
101 ... 150		793-4608	793-5608	793-608	793-3508	793-4508	793-5508	793-508
101, 101, 101, 102, ..., 130, 130, 130		793-4667	793-5667	793-667				
101, 103, 105, ..., 199 and 102, 104, 106, ..., 200				794-680			793-5478	793-478
11 ... 20		793-4603	793-5603	793-603	793-3503	793-4503	793-5503	793-503
131, 131, 131, 132, ..., 160, 160, 160		793-4668	793-5668	793-668				
151 ... 200		793-4609	793-5609	793-609	793-3509	793-4509	793-5509	793-509
151, 153 ... 199; 152, 154 ... 200				794-609				
1601 ... 1700		793-4902						
2, 5 ... 299				794-676				
200 ... 298								794-577
2001 ... 2100				793-923				
201 ... 250				794-624				
201 ... 300		793-4610	793-5610	793-610	793-3510	793-4510	793-5510	793-510
201, 203, 205, ..., 299 and 202, 204, 206, ..., 300				794-681				793-479
21 ... 30		793-4604	793-5604	793-604	793-3504	793-4504	793-5504	793-504
21, 23, 25, 27, 29, 31, 33, 35, 37, 39; (5x) / 22, 24, 26, 28, 30, 32, 34, 36, 38, 40; (5x)								793-476
2101 ... 2200				793-924				
2201 ... 2300				793-925				
2301 ... 2400				793-926				
2401 ... 2500				793-927				
2501 ... 2600				793-928				
300 ... 398								794-578
301 ... 350				794-625				
301 ... 400		793-4611	793-5611	793-611		793-4511	793-5511	793-511
301, 303, 305, ..., 399 and 302, 304, 306, ..., 400				794-682				793-480
31 ... 40		793-4605	793-5605	793-605	793-3505	793-4505	793-5505	793-505
400, 403 ... 496 (1x); 401, 404 ... 497 (1x); 402, 405 ... 498 (1x)								794-580
401 ... 450				794-626				
401 ... 500		793-4612	793-5612	793-612		793-4512	793-5512	793-512
401, 403, 405, ..., 499 and 402, 404, 406, ..., 500				794-683				793-481
41 ... 50		793-4606	793-5606	793-606	793-3506	793-4506	793-5506	793-506
500, 503 ... 596 (1x); 501, 504 ... 597 (1x); 502, 505 ... 598 (1x)								794-581
501 ... 550				794-627				
501 ... 600		793-4613	793-5613	793-613		793-4513	793-5513	793-513
501, 503, 505, ..., 599 and 502, 504, 506, ..., 600				794-684				793-482
51 ... 100	793-3607	793-4607	793-5607	793-607	793-3507	793-4507	793-5507	793-507
51 ... 60		794-4601	794-5601	794-601		793-4569	793-5569	793-569
600, 603 ... 696 (1x); 601, 604 ... 697 (1x); 602, 605 ... 698 (1x)								794-582
601 ... 700		793-4614	793-5614	793-614		793-4514	793-5514	793-514
601, 603, 605, ..., 699 and 602, 604, 606, ..., 700				794-685				793-483
61 ... 70		794-4602	794-5602	794-602		793-4570	793-5570	793-570
700, 703 ... 796 (1x); 701, 704 ... 797 (1x); 702, 705 ... 798 (1x)								794-583
701 ... 800		793-4615	793-5615	793-615		793-4515	793-5515	793-515
701, 703, 705, ..., 799 and 702, 704, 706, ..., 800				794-686				793-484
71 ... 80		794-4603	794-5603	794-603		793-4571	793-5571	793-571
800, 803 ... 896 (1x); 801, 804 ... 897 (1x); 802, 805 ... 898 (1x)								794-584
801 ... 900		793-4616	793-5616	793-616		793-4516	793-5516	793-516
801, 803, 805, ..., 899 and 802, 804, 806, ..., 900				794-687				
81 ... 90		794-4604	794-5604	794-604		793-4572	793-5572	793-572
900, 903 ... 996 (1x); 901, 904 ... 997 (1x); 902, 905 ... 998 (1x)								794-585
901 ... 1000		793-4617	793-5617	793-617		793-4517	793-5517	793-517
901, 903, 905, ..., 999 and 902, 904, 906, ..., 1000				794-688				
91 ... 100		794-4605	794-5605	794-605		793-4573	793-5573	793-573

PU = packaging unit; SPU = subpackaging unit

# Marker

## WMB Multi Marking System

Same numbers per strip						
Marking	Marking direction					
	Vertical marking			Horizontal marking		
	Marker/strip width			Marker/strip width		
	4 ... 4.2 mm	5 ... 5.2 mm	5 mm	4 ... 4.2 mm	5 ... 5.2 mm	5 mm
1 / 2	793-4618	793-5618	793-618	793-4518	793-5518	793-518
101 / 102					793-5425	793-425
103 / 104					793-5426	793-426
105 / 106					793-5427	793-427
107 / 108					793-5428	793-428
109 / 110					793-5429	793-429
11 / 12	793-4623	793-5623	793-623	793-4523	793-5523	793-523
111 / 112					793-5430	793-430
113 / 114					793-5431	793-431
115 / 116					793-5432	793-432
117 / 118					793-5433	793-433
119 / 120					793-5434	793-434
121 / 122					793-5435	793-435
123 / 124					793-5436	793-436
125 / 126					793-5437	793-437
127 / 128					793-5438	793-438
129 / 130					793-5439	793-439
13 / 14	793-4624	793-5624	793-624	793-4524	793-5524	793-524
15 / 16	793-4625	793-5625	793-625	793-4525	793-5525	793-525
17 / 18	793-4626	793-5626	793-626	793-4526	793-5526	793-526
19 / 20	793-4627	793-5627	793-627	793-4527	793-5527	793-527
21 / 22				793-4528	793-5528	793-528
23 / 24				793-4529	793-5529	793-529
25 / 26				793-4530	793-5530	793-530
27 / 28				793-4531	793-5531	793-531
29 / 30				793-4532	793-5532	793-532
3 / 4	793-4619	793-5619	793-619	793-4519	793-5519	793-519
31 / 32				793-4533	793-5533	793-533
33 / 34				793-4534	793-5534	793-534
35 / 36				793-4535	793-5535	793-535
37 / 38				793-4536	793-5536	793-536
39 / 40				793-4537	793-5537	793-537
4				793-4567		793-567
41 / 42				793-4538	793-5538	793-538
43 / 44				793-4539	793-5539	793-539
45 / 46				793-4540	793-5540	793-540
47 / 48				793-4541	793-5541	793-541
49 / 50				793-4542	793-5542	793-542
5 / 6	793-4620	793-5620	793-620	793-4520	793-5520	793-520
7 / 8	793-4621	793-5621	793-621	793-4521	793-5521	793-521
9 / 10	793-4622	793-5622	793-622	793-4522	793-5522	793-522

PU = packaging unit; SPU = subpackaging unit

## Marker

WMB Multi Marking System, for decade marking (with red printing) ▶ Same numbers per strip



Marking	Marking direction					
	Vertical marking			Horizontal marking		
	Marker/strip width					
	4 ... 4.2 mm	5 ... 5.2 mm	5 mm	4 ... 4.2 mm	5 ... 5.2 mm	5 mm
10, 20 ... 50	793-4653	793-5653	793-653	793-4553	793-5553	793-553
110, 120 ... 150	793-4655	793-5655	793-655	793-4555	793-5555	793-555
160, 170 ... 200	793-4656	793-5656	793-656	793-4556	793-5556	793-556
210, 220 ... 300	793-4657	793-5657	793-657	793-4557	793-5557	793-557
310, 320 ... 400	793-4658	793-5658	793-658	793-4558	793-5558	793-558
410, 420 ... 500	793-4659	793-5659	793-659	793-4559	793-5559	793-559
510, 520 ... 600	793-4660		793-660	793-4560	793-5560	793-560
60, 70 ... 100	793-4654	793-5654	793-654	793-4554	793-5554	793-554
610, 620 ... 700	793-4661		793-661	793-4561	793-5561	793-561
710, 720 ... 800	793-4662	793-5662	793-662	793-4562		793-562
810, 820 ... 900	793-4663	793-5663	793-663	793-4563		793-563
910, 920 ... 1000	793-4664	793-5664	793-664	793-4564	793-5564	793-564

## Marker

WMB Multi Marking System, for double-deck terminal blocks, Consecutive numbers per strip




Marking	Marking direction						
	Vertical marking			Horizontal marking			
	Marker/strip width			Marker/strip width			
	4 ... 4.2 mm	5 ... 5.2 mm	5 mm	3.5 mm	4 ... 4.2 mm	5 ... 5.2 mm	5 mm
1, 3, 5, ..., 99 and 2, 4, 6, ..., 100	793-4699	793-5699	793-699	793-3599	793-4599	793-5599	793-599
101, 103, 105, ..., 149 and 102, 104, 106, ..., 150	793-4900	793-5900	793-900				

PU = packaging unit; SPU = subpackaging unit

## Marker


WMB Multi Marking System, for triple-deck terminal blocks, Consecutive numbers per strip



Marking	Marking direction				
	Vertical marking			Horizontal marking	
	Marker/strip width			Marker/strip width	
	4 ... 4.2 mm	5 ... 5.2 mm	5 mm	5 ... 5.2 mm	5 mm
1, 4, 7, ..., 88 and 2, 5, 8, ..., 89 and 3, 6, 9, ..., 90 and 91, 94, 97, 92, 95, 98, 93, 96, 99, ;	794-4657	794-5657	794-657	794-5557	794-557
100, 103, 106, ..., 187 and 101, 104, 107, ..., 188 and 102, 105, 108, ..., 189 and 190, 193, 196, 191, 194, 197, 192, 195, 198, ;		794-5658	794-658	794-5558	794-558
410 ... 500			794-659		

## Marker

WMB Multi Marking System, for fuse terminal blocks (281-6xx), Consecutive symbols each strip



Marking	Marking direction		
	Vertical marking		
	Marker/strip width		
	4 ... 4.2 mm	5 ... 5.2 mm	5 mm
F1, ..., F10	794-4615	794-5615	794-615
F11, ..., F20	794-4616	794-5616	794-616
F21, ..., F30	794-4617	794-5617	794-617
F31, ..., F40	794-4618	794-5618	794-618
F41, ..., F50	794-4619	794-5619	794-619

## Marker

### Mini-WSB Quick Marking System



Consecutive symbols each strip	
Marking	Marking direction
	Horizontal marking
	Marker/strip width
	5 mm
a, b, c, e, u, v, w, x, y, z	248-543
K	248-452
K1 - K10	248-450
K11 - K20	248-451
L1, , L2, , L3, , N, , ⊕, ;	264-902
L1, L2, L3, N, ⊕, L1, L2, L3, N, ⊕	248-472
R, S, T, U, V, W, X, Y, Z, Mp	248-544
R1, S1, T1, U1, V1, W1, X1, Y1, Z1, SL	248-546
R2, S2, T2, U2, V2, W2, X2, Y2, Z2, SL	248-547
R3, S3, T3, U3, V3, W3, X3, Y3, Z3, SL	248-548
R4, S4, T4, ..., Y4, Z4, SL and R5, S5, T5, ..., Y5, Z5, SL	248-549
R6, S6, T6, ..., Y6, Z6, SL to R10, S10, T10, ..., Y10, Z10, SL	248-550
U, , V, , W, , N, , ⊕, ;	264-901
U, V, W, N, ⊕, U, V, W, N, ⊕	248-474
U1, ... U10	248-453
U1, V1, W1, U1, V1, W1, U1, V1, W1, ...	248-487
U11 - U20	248-454
U2, V2, W2, U2, V2, W2, U2, V2, W2, ...	248-494
U3, V3, W3, U3, V3, W3, U3, V3, W3, ...	248-495
U4, V4, W4, U4, V4, W4, U4, V4, W4, ...	248-496
U5, V5, W5, U5, V5, W5, U5, V5, W5, ...	248-497
U6, V6, W6, ..., U6, V6, W6, ... to U9, V9, W9, ..., U9, V9, W9	248-498
Same symbols per strip	
Marking	Marking direction
	Horizontal marking
	Marker/strip width
	5 mm
⊕	248-580
+/-	248-552
L1	248-574
L2	248-575
L3	248-576
N	248-577
PE	248-578
PEN	248-579
R	248-581
S	248-582
T	248-583
U 100	248-455

PU = packaging unit; SPU = subpackaging unit

## Marker

### Mini-WSB Quick Marking System

Consecutive numbers per strip		
Marking	Marking direction	
	Vertical marking	Horizontal marking
	Marker/strip width 5 mm	Marker/strip width 5 mm
1 ... 10	248-602	248-502
1 ... 50	248-666	248-566
1 ... 9	248-665	248-565
1, 2, 3, 4, 5; to 46, 47, 48, 49, 50;		264-900
100, 103, 106, ..., 187 and 101, 104, 107, ..., 188 and 102, 105, 108, ..., 189 and 190, 193, 196, 191, 194, 197, 192, 195, 198;		247-558
101 ... 150	248-608	248-508
101, 101, 101, 102, ..., 130, 130, 130	248-667	
11 ... 20	248-603	248-503
151 ... 200	248-609	248-509
201 ... 300	248-610	248-510
21 ... 30	248-604	248-504
301 ... 400	248-611	248-511
31 ... 40	248-605	248-505
401 ... 500	248-612	248-512
41 ... 50	248-606	248-506
501 ... 600	248-613	248-513
51 ... 100	248-607	248-507
51 ... 60	247-601	248-569
601 ... 700	248-614	248-514
61 ... 70	247-602	248-570
701 ... 800	248-615	248-515
71 ... 80	247-603	248-571
801 ... 900	248-616	248-516
81 ... 90	247-604	248-572
901 ... 1000	248-617	248-517
91 ... 100	247-605	248-573
E60.0, E60.1, ..., E69.6, E69.7		247-557

## Marker

### Mini-WSB Quick Marking System

Same numbers per strip	
Marking	Marking direction
	Horizontal marking
	Marker/strip width 5 mm
1 / 2	248-518
1, , 1, , 1, , 1, , 1, ;	264-903
11 / 12	248-523
13 / 14	248-524
15 / 16	248-525
17 / 18	248-526
19 / 20	248-527
2, , 2, , 2, , 2, , 2, ;	264-904
21 / 22	248-528
23 / 24	248-529
25 / 26	248-530
27 / 28	248-531
29 / 30	248-532
3 / 4	248-519
3, , 3, , 3, , 3, , 3, ;	264-905
31 / 32	248-533
33 / 34	248-534
35 / 36	248-535
37 / 38	248-536
39 / 40	248-537
41 / 42	248-538
43 / 44	248-539
45 / 46	248-540
47 / 48	248-541
49 / 50	248-542
5 / 6	248-520
51 / 52	248-400
53 / 54	248-401
55 / 56	248-402
57 / 58	248-403
59 / 60	248-404
61 / 62	248-405
63 / 64	248-406
65 / 66	248-407
67 / 68	248-408
69 / 70	248-409
7 / 8	248-521
71 / 72	248-410
73 / 74	248-411
75 / 76	248-412
77 / 78	248-413
79 / 80	248-414
81 / 82	248-415
83 / 84	248-416
85 / 86	248-417
87 / 88	248-418
89 / 90	248-419
9 / 10	248-522
91 / 92	248-420
93 / 94	248-421
95 / 96	248-422
97 / 98	248-423
99 / 100	248-424

PU = packaging unit; SPU = subpackaging unit

## Marker

Mini-WSB Quick Marking System, for decade marking (with red printing), Same numbers per strip



Marking	Marking direction	
	Vertical marking	Horizontal marking
	Marker/strip width	Marker/strip width
10, 20 ... 50	248-653	248-553
110, 120 ... 150		248-555
160, 170 ... 200		248-556
210, 220 ... 300		248-557
310, 320 ... 400		248-558
410, 420 ... 500		248-559
510, 520 ... 600		248-560
60, 70 ... 100		248-554
610, 620 ... 700		248-561
710, 720 ... 800		248-562
810, 820 ... 900		248-563
910, 920 ... 1000		248-564

## Marker

Mini-WSB Quick Marking System, for double-deck terminal blocks, Consecutive numbers per strip



Marking	Marking direction
	Horizontal marking
	Marker/strip width
	5 mm
1, 3, 5, ..., 99 and 2, 4, 6, ..., 100	248-599

## Marker

### Mini-WSB Quick Marking System, for WAGO I/O System



Consecutive symbols each strip	
Marking	Marking direction
	Horizontal marking
	Marker/strip width
	5 mm
.0 ... .7/- (10x/20x)	247-544
.0 ... .7/+ (10x/20x)	247-545
.0 ... .7/free (10x/20x)	247-543
.0 ... .7/L (10x/20x)	247-547
.0 ... .7/N (10x/20x)	247-546
A0 A1 ... A8 A9	247-510
E0 E1 ... E8 E9	247-511
X0 X1 ... X8 X9	247-512
Same symbols per strip	
Marking	Marking direction
	Horizontal marking
	Marker/strip width
	5 mm
⊕	247-552
-	247-507
+	247-509
0V	247-506
24 V	247-508

## Marker

### Mini-WSB Quick Marking System, for WAGO I/O System

Consecutive numbers per strip	
Marking	Marking direction
	Horizontal marking
	Marker/strip width 5 mm
00 ... 09	247-513
00 ... 49	247-523
10 ... 19	247-514
100 ... 149	247-525
150 ... 199	247-526
20 ... 29	247-515
200 ... 249	247-527
250 ... 299	247-528
30 ... 39	247-516
300 ... 349	247-529
350 ... 399	247-530
40 ... 49	247-517
400 ... 449	247-531
450 ... 499	247-532
50 ... 59	247-518
50 ... 99	247-524
500 ... 549	247-533
550 ... 599	247-534
60 ... 69	247-519
600 ... 649	247-535
650 ... 699	247-536
70 ... 79	247-520
700 ... 749	247-537
750 ... 799	247-538
80 ... 89	247-521
800 ... 849	247-539
850 ... 899	247-540
90 ... 99	247-522
900 ... 949	247-541
950 ... 999	247-542

4

## Marking strip



Strip		
Marking	Strip width: 11 mm	PU (SPU)
	2009-110/762-807	100 (1)
1 ... 2	2009-110/762-802	100 (1)
1 ... 3	2009-110/762-803	100 (1)
1 ... 4	2009-110/762-804	100 (1)
1 ... 5	2009-110/762-805	100 (1)
1 ... 6	2009-110/762-806	100 (1)
2 ... 1	2009-110/762-852	50
3 ... 1	2009-110/762-853	50
4 ... 1	2009-110/762-854	50
5 ... 1	2009-110/762-855	50
6 ... 1	2009-110/762-856	50
7 ... 1	2009-110/762-857	50
8 ... 1	2009-110/762-858	50
9 ... 1	2009-110/762-859	50
	2009-110/762-808	100 (1)
DIN A4 card ▶ for 2-conductor terminal strips (260 Series)		
Marking	Strip width: 6 mm	PU (SPU)
	40 strips	
1 ... 10	210-333/500-002	100 (1)
1 ... 12	210-333/500-103	100 (1)
1 ... 50	210-333/500-021	100 (1)
11 ... 20	210-333/500-003	100 (1)
13 ... 24	210-333/500-104	100 (1)
21 ... 30	210-333/500-004	100 (1)
31 ... 40	210-333/500-005	100 (1)
41 ... 50	210-333/500-006	100 (1)
51 ... 60	210-333/500-007	100 (1)
61 ... 70	210-333/500-008	100 (1)
71 ... 80	210-333/500-009	100 (1)
81 ... 90	210-333/500-010	100 (1)
91 ... 100	210-333/500-011	100 (1)
DIN A4 card ▶ for 4-conductor terminal strips (260 Series)		
Marking	Strip width: 6 mm	PU (SPU)
	40 strips	
1 ... 10	210-333/800-002	100 (1)
1 ... 40	210-333/800-209	100 (1)
11 ... 20	210-333/800-003	100 (1)
21 ... 30	210-333/800-004	100 (1)
31 ... 40	210-333/800-005	100 (1)
41 ... 50	210-333/800-006	100 (1)
51 ... 60	210-333/800-007	100 (1)
61 ... 70	210-333/800-008	100 (1)
71 ... 80	210-333/800-009	100 (1)
81 ... 90	210-333/800-010	100 (1)
91 ... 100	210-333/800-011	100 (1)

PU = packaging unit; SPU = subpackaging unit

## Marking strip

DIN A4 card ▶ for 4-conductor terminal strips (262 Series)			
Marking	Strip width: 6 mm		PU (SPU)
	40 strips		
1 ... 12	210-333/1200-103		100 (1)
1 ... 24	210-333/1200-203		100 (1)
13 ... 24	210-333/1200-104		100 (1)
25 ... 36	210-333/1200-105		100 (1)
37 ... 48	210-333/1200-106		100 (1)
49 ... 60	210-333/1200-107		100 (1)

DIN A4 card ▶ for terminal strips with 10 mm pin spacing			
Marking	Strip width: 3 mm	Strip width: 6 mm	PU (SPU)
	80 strips	40 strips	
1 ... 10		210-333/1000-002	100 (1)
1 ... 12	210-332/1000-103		100 (1)
1 ... 16	210-332/1000-202	210-333/1000-202	100 (1)
1 ... 32		210-333/1000-205	100 (1)
1 ... 36		210-333/1000-208	100 (1)
13 ... 24	210-332/1000-104		100 (1)
17 ... 31	210-332/1000-204		100 (1)
17 ... 32		210-333/1000-204	100 (1)
33 ... 48	210-332/1000-206	210-333/1000-206	100 (1)
49 ... 64		210-333/1000-110	100 (1)
65 ... 80		210-333/1000-111	100 (1)
81 ... 96		210-333/1000-112	100 (1)
97 ... 112		210-333/1000-113	100 (1)
L1		210-333/1000-074	100 (1)
L2		210-333/1000-075	100 (1)
L3		210-333/1000-076	100 (1)
N		210-333/1000-077	100 (1)
only grid spacing	210-332/1000-001	210-333/1000-001	100 (1)
PE		210-333/1000-078	100 (1)
PEN		210-333/1000-079	100 (1)

DIN A4 card ▶ for terminal strips with 10.16 mm pin spacing			
Marking	Strip width: 3 mm		PU (SPU)
	80 strips		
1 ... 16	210-332/1016-202		100 (1)
1 ... 8	210-332/1016-199		100 (1)
17 ... 31	210-332/1016-204		100 (1)
33 ... 48	210-332/1016-206		100 (1)
only grid spacing	210-332/1016-001		100 (1)

DIN A4 card ▶ for terminal strips with 11.1 mm pin spacing			
Marking	Strip width: 3 mm	Strip width: 5 mm	PU (SPU)
	80 strips	48 strips	
⊕, N, L1	210-332/1110-082		100 (1)
⊕, N, L1, L2	210-332/1110-083		100 (1)
⊕, N, L1, L2, L3	210-332/1110-084		100 (1)
1 ... 16	210-332/1110-202		100 (1)
17 ... 32	210-332/1110-204		100 (1)
N, L1	210-332/1110-081		100 (1)
only grid spacing	210-332/1110-001		100 (1)
PE	210-332/1110-080		100 (1)
R, S, T	210-332/1110-085		100 (1)
U, V, W	210-332/1110-086	210-334/1110-086	100 (1)
X, Y, Z	210-332/1110-087		100 (1)

DIN A4 card ▶ for terminal strips with 12 mm pin spacing			
Marking	Strip width: 6 mm		PU (SPU)
	40 strips		
L1	210-333/1200-074		100 (1)
L2	210-333/1200-075		100 (1)
L3	210-333/1200-076		100 (1)
N	210-333/1200-077		100 (1)
only grid spacing	210-333/1200-001		100 (1)
PE	210-333/1200-078		100 (1)
PEN	210-333/1200-079		100 (1)

PU = packaging unit; SPU = subpackaging unit

## Marking strip

DIN A4 card ▶ for terminal strips with 2.54 mm pin spacing						
Marking	Strip width: 2.3 mm				PU (SPU)	
	100 strips					
1 ... 16	210-331/254-202				100 (1)	
1 ... 48	210-331/254-207				100 (1)	
1 ... 50	210-331/254-021				100 (1)	
17 ... 32	210-331/254-204				100 (1)	
33 ... 48	210-331/254-206				100 (1)	
DIN A4 card ▶ for terminal strips with 3.5 mm pin spacing						
Marking	Strip width: 3 mm				PU (SPU)	
	80 strips					
1 ... 16	210-332/350-202				100 (1)	
17 ... 32	210-332/350-204				100 (1)	
33 ... 48	210-332/350-206				100 (1)	
DIN A4 card ▶ for terminal strips with 3.81 mm pin spacing						
Marking	Strip width: 3 mm				PU (SPU)	
	80 strips					
1 ... 16	210-332/381-202				100 (1)	
1 ... 32	210-332/381-205				100 (1)	
17 ... 32	210-332/381-204				100 (1)	
33 ... 48	210-332/381-206				100 (1)	
DIN A4 card ▶ for terminal strips with 3.96 mm pin spacing						
Marking	Strip width: 3 mm				PU (SPU)	
	80 strips					
1 ... 16	210-332/396-202				100 (1)	
1 ... 32	210-332/396-205				100 (1)	
17 ... 32	210-332/396-204				100 (1)	
33 ... 48	210-332/396-206				100 (1)	
DIN A4 card ▶ for terminal strips with 4 mm pin spacing						
Marking	Strip width: 3 mm				PU (SPU)	
	80 strips					
1 ... 16	210-332/400-202				100 (1)	
1 ... 32	210-332/400-205				100 (1)	
17 ... 32	210-332/400-204				100 (1)	
33 ... 48	210-332/400-206				100 (1)	
DIN A4 card ▶ for terminal strips with 5 mm pin spacing						
Marking	Strip width: 2.3 mm	Strip width: 3 mm	Strip width: 5 mm		Strip width: 6 mm	PU (SPU)
	100 strips	80 strips	24 strips	48 strips	40 strips	
⊕					210-333/500-080	100 (1)
1 ... 16	210-331/500-202	210-332/500-202				100 (1)
1 ... 24		210-332/500-203	210-334/500-209	210-334/500-203		100 (1)
1 ... 32		210-332/500-205				100 (1)
1 ... 8		210-332/500-199				100 (1)
1, 5, 9 ... 141 (20x); 2, 6, 10 ... 142 (20x); 3, 7, 11 ... 143 (20x); 4, 8, 12 ... 144 (20x)		210-332/500-410				100 (1)
17 ... 32		210-332/500-204				100 (1)
33 ... 48		210-332/500-206				100 (1)
51 ... 100		210-332/500-022				100 (1)
L1					210-333/500-074	100 (1)
L2					210-333/500-075	100 (1)
L3					210-333/500-076	100 (1)
N					210-333/500-077	100 (1)
only grid spacing		210-332/500-001			210-333/500-001	100 (1)
PE					210-333/500-078	100 (1)
PEN					210-333/500-079	100 (1)

## Marking strip

DIN A4 card ▶ for terminal strips with 5.08 mm pin spacing			
Marking	Strip width: 2.3 mm	Strip width: 3 mm	PU (SPU)
	100 strips	80 strips	
1 ... 10	210-331/508-002		100 (1)
1 ... 16		210-332/508-202	100 (1)
1 ... 20	210-331/508-020		100 (1)
1 ... 32		210-332/508-205	100 (1)
11 ... 20	210-331/508-003		100 (1)
17 ... 32		210-332/508-204	100 (1)
25 ... 36	210-331/508-105		100 (1)
33 ... 48		210-332/508-206	100 (1)
37 ... 48	210-331/508-106		100 (1)
49 ... 60	210-331/508-107		100 (1)
49 ... 64		210-332/508-110	100 (1)
only grid spacing		210-332/508-001	100 (1)
DIN A4 card ▶ for terminal strips with 5.75 mm pin spacing			
Marking	Strip width: 3 mm		PU (SPU)
	80 strips		
1 ... 12	210-332/575-103		100 (1)
DIN A4 card ▶ for terminal strips with 6 mm pin spacing			
Marking	Strip width: 6 mm		PU (SPU)
	40 strips		
1 ... 10	210-333/600-002		100 (1)
1 ... 12	210-333/600-103		100 (1)
1 ... 16	210-333/600-202		100 (1)
1 ... 50	210-333/600-021		100 (1)
13 ... 24	210-333/600-104		100 (1)
17 ... 24	210-333/600-201		100 (1)
25 ... 36	210-333/600-105		100 (1)
37 ... 48	210-333/600-106		100 (1)
41 ... 50	210-333/600-006		100 (1)
51 ... 60	210-333/600-007		100 (1)
61 ... 70	210-333/600-008		100 (1)
71 ... 80	210-333/600-009		100 (1)
81 ... 90	210-333/600-010		100 (1)
91 ... 100	210-333/600-011		100 (1)
L1	210-333/600-074		100 (1)
L2	210-333/600-075		100 (1)
L3	210-333/600-076		100 (1)
N	210-333/600-077		100 (1)
only grid spacing	210-333/600-001		100 (1)
PE	210-333/600-078		100 (1)
PEN	210-333/600-079		100 (1)
DIN A4 card ▶ for terminal strips with 6.35 mm pin spacing			
Marking	Strip width: 3 mm		PU (SPU)
	80 strips		
⊕, N, L1	210-332/635-082		100 (1)
⊕, N, L1, L2	210-332/635-083		100 (1)
⊕, N, L1, L2, L3	210-332/635-084		100 (1)
1 ... 8	210-332/635-199		100 (1)
17 ... 24	210-332/635-201		100 (1)
9 ... 16	210-332/635-200		100 (1)
N, L1	210-332/635-081		100 (1)
only grid spacing	210-332/635-001		100 (1)
PE	210-332/635-080		100 (1)
R, S, T	210-332/635-085		100 (1)
U, V, W	210-332/635-086		100 (1)
X, Y, Z	210-332/635-087		100 (1)

PU = packaging unit; SPU = subpackaging unit

## Marking strip

DIN A4 card ▶ for terminal strips with 7 mm pin spacing				
Marking	Strip width: 2.3 mm	Strip width: 3 mm	Strip width: 6 mm	PU (SPU)
	100 strips	80 strips	40 strips	
1 ... 12	210-331/700-103	210-332/700-103		100 (1)
1 ... 20			210-333/700-020	100 (1)
1 ... 50			210-333/700-021	100 (1)
12 ... 1		210-332/700-102		100 (1)
21 ... 40			210-333/700-108	100 (1)
41 ... 60			210-333/700-109	100 (1)
51 ... 100			210-333/700-022	100 (1)
L1			210-333/700-074	100 (1)
L2			210-333/700-075	100 (1)
L3			210-333/700-076	100 (1)
N			210-333/700-077	100 (1)
only grid spacing		210-332/700-001	210-333/700-001	100 (1)
PE			210-333/700-078	100 (1)
PEN			210-333/700-079	100 (1)

DIN A4 card ▶ for terminal strips with 7.5 mm pin spacing		
Marking	Strip width: 3 mm	PU (SPU)
	80 strips	
1 ... 12	210-332/750-103	100 (1)
1 ... 20	210-332/750-020	100 (1)
only grid spacing	210-332/750-001	100 (1)

DIN A4 card ▶ for terminal strips with 7.62 mm pin spacing			
Marking	Strip width: 3 mm	Strip width: 5 mm	PU (SPU)
	80 strips	48 strips	
⊕, N, L1, L2, L3	210-332/762-084		100 (1)
1 ... 16		210-334/762-202	100 (1)
1 ... 20	210-332/762-020		100 (1)
1 ... 48	210-332/762-207		100 (1)
only grid spacing	210-332/762-001		100 (1)

DIN A4 card ▶ for terminal strips with 8 mm pin spacing		
Marking	Strip width: 6 mm	PU (SPU)
	40 strips	
L1	210-333/800-074	100 (1)
L2	210-333/800-075	100 (1)
L3	210-333/800-076	100 (1)
N	210-333/800-077	100 (1)
only grid spacing	210-333/800-001	100 (1)
PE	210-333/800-078	100 (1)
PEN	210-333/800-079	100 (1)

DIN A4 card ▶ for male and female connectors with 5 mm pin spacing and CAGE CLAMP® connection		
Marking	Strip width: 2.3 mm	PU (SPU)
	100 strips	
1 ... 12	210-331/500-103	100 (1)
13 ... 24	210-331/500-104	100 (1)


DIN A4 card ▶ for male and female connectors with 5.08 mm pin spacing and CAGE CLAMP® connection		
Marking	Strip width: 2.3 mm	PU (SPU)
	100 strips	
1 ... 12	210-331/508-103	100 (1)
13 ... 24	210-331/508-104	100 (1)

PU = packaging unit; SPU = subpackaging unit

## Marking strip






DIN A4 card ▶ for male and female connectors with 7.5 mm pin spacing and CAGE CLAMP® connection		
Marking	Strip width: 2.3 mm 100 strips	PU (SPU)
1 ... 16	210-331/750-202	100 (1)
DIN A4 card ▶ for male and female connectors with 7.62 mm pin spacing and CAGE CLAMP® connection		
Marking	Strip width: 2.3 mm 100 strips	PU (SPU)
1 ... 16	210-331/762-202	100 (1)
DIN A4 card ▶ for terminal strips with 2.5 mm pin spacing		
Marking	Strip width: 2.3 mm 100 strips	PU (SPU)
1 ... 16	210-331/250-202	100 (1)
1 ... 48	210-331/250-207	100 (1)
17 ... 32	210-331/250-204	100 (1)
33 ... 48	210-331/250-206	100 (1)

**4**



## Plain WAGO Products

## Plain WAGO Products

		Page
	WAGO Multi Marking System (WMB)	76
	WAGO Quick Marking System Mini (Mini-WSB)	77
	Self-Adhesive Marking Strips on DIN A4 Sheets	78
	Labels on DIN A4 Sheets	79
	Sleeves for Printable Markers	80

## Marker

### WMB Multi Marking System ▶ 10 strips with 10 markers per card



#### Custom Marking

These markers can also be conveniently customized using our WAGO Configurator Smart Designer. Simply click on the "Configure" button on the right, and label the markers as needed. Before ordering, you must register the configurator.

For re-orders, use the provided item number; this number can also be found in your software projects.

Have questions about the WAGO Configurator Smart Designer?  
Please email them to [smart.designer@wago.com](mailto:smart.designer@wago.com).

Color	Marker/strip width			
	3.5 mm	4 ... 4.2 mm	5 ... 5.2 mm	5 mm
○ white	793-3501	793-4501	793-5501	793-501
● yellow		793-4501/000-002	793-5501/000-002	793-501/000-002
● red		793-4501/000-005	793-5501/000-005	793-501/000-005
● blue		793-4501/000-006	793-5501/000-006	793-501/000-006
○ gray		793-4501/000-007	793-5501/000-007	793-501/000-007
● orange		793-4501/000-012	793-5501/000-012	793-501/000-012
● light green		793-4501/000-017	793-5501/000-017	793-501/000-017
● green		793-4501/000-023	793-5501/000-023	793-501/000-023
● violet		793-4501/000-024	793-5501/000-024	793-501/000-024

## Marker

### Mini-WSB Quick Marking System ▶ 10 strips with 10 markers per card



#### Custom Marking

These markers can also be conveniently customized using our WAGO Configurator Smart Designer. Simply click on the "Configure" button on the right, and label the markers as needed. Before ordering, you must register the configurator.

For re-orders, use the provided item number; this number can also be found in your software projects.

Have questions about the WAGO Configurator Smart Designer?  
Please email them to [smart.designer@wago.com](mailto:smart.designer@wago.com).

Color	Marker/strip width 5 mm
<input type="radio"/> white	248-501
<input type="radio"/> yellow	248-501/000-002
<input type="radio"/> red	248-501/000-005
<input type="radio"/> blue	248-501/000-006
<input type="radio"/> gray	248-501/000-007
<input type="radio"/> orange	248-501/000-012
<input type="radio"/> green	248-501/000-023
<input type="radio"/> light green	248-501/000-017
<input type="radio"/> violet	248-501/000-024

## Marking strip



Length: 182 mm



709-183

### Strip width 30 mm ▶ DIN A4 card with 6 strips

Color	Item No.	PU
○ white	709-183	1

### Strip width 99 mm ▶ 20 m; 1 line

Color	Item No.	PU
○ white	210-878	1
● silver-colored	210-879	1

### Strip width 2.3 mm ▶ 100 strips

Color	Item No.	PU (SPU)
○ white	210-331	100 (1)

### Strip width 3 mm ▶ 80 strips

Color	Item No.	PU (SPU)
○ white	210-332	100 (1)

### Strip width 5 mm ▶ DIN A4 card with 48 strips

Color	Item No.	PU (SPU)
○ white	210-334	100 (1)

### Strip width 6 mm ▶ 40 strips

Color	Item No.	PU (SPU)
○ white	210-333	100 (1)

### Strip width 9 mm ▶ DIN A4 card with 48 strips

Color	Item No.	PU (SPU)
○ white	210-335	100 (1)

## Self-laminating label



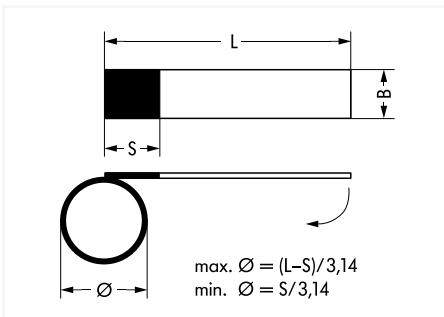
211-151

32 labels/sheet

Color	Item No.	PU
○ white	211-151	25

for max. 8 mm cable diameter ▶ 70 labels/sheet

Color	Item No.	PU
○ white	211-150	20



Dimensions of self-laminating label

# Marking sleeve

Length: 12 mm ▶ Mounting type: Sliding on conductor



211-112

for wire diameter 1.6 ... 3.2 mm or 0.25 ... 1.5 mm		
Color	Item No.	PU
● black	211-112	2000
for wire diameter 2.2 ... 4.5 mm or 0.5 ... 4 mm		
Color	Item No.	PU
● black	211-113	2000
for wire diameter 3.7 ... 5.9 mm or 2.5 ... 6 mm		
Color	Item No.	PU
● black	211-114	1000
for wire diameter 5.5 ... 10 mm or 10 ... 25 mm		
Color	Item No.	PU
● black	211-115	1000

**Item-Specific Accessories**



Marker; Length: 12 mm; 3000 markers/reel

Color	Item No.	PU
○ white	211-111	1

Length: 23 mm ▶ Mounting type: Sliding on conductor



211-122

for wire diameter 1.6 ... 3.2 mm or 0.25 ... 1.5 mm		
Color	Item No.	PU
● black	211-122	2000
for wire diameter 2.2 ... 4.5 mm or 0.5 ... 4 mm		
Color	Item No.	PU
● black	211-123	2000
for wire diameter 3.7 ... 5.9 mm or 2.5 ... 6 mm		
Color	Item No.	PU
● black	211-124	1000
for wire diameter 5.5 ... 10 mm or 10 ... 25 mm		
Color	Item No.	PU
● black	211-125	1000

**Item-Specific Accessories**



Marker; Length: 23 mm; 3,000 markers/reel

Color	Item No.	PU
○ white	211-121	1

Length: 23 mm ▶ Mounting type: Mounting with cable ties ▶ for single strands (10 mm and larger)



211-129

Color	Item No.	PU
● black	211-129	1000

**Item-Specific Accessories**



Marker; Length: 23 mm; 3,000 markers/reel


Color	Item No.	PU
○ white	211-121	1



Cable tie; 2.5 mm x 100 mm










Item No.	PU
807-090/101-100	1

5



## **WAGO Marker Carriers for WAGO Marking Accessories**

## WAGO Marker Carriers for WAGO Marking Accessories


	Seite
	86
	88
	89
	90
	91
	94
	97
	98
	99

## WAGO Marker Carriers for WAGO Marking Accessories

### Description and Installation



Height-adjustable group marker carrier (2009-163); suitable for WMB markers or marking strips (2009-110)



Can be snapped into jumper slots.



Group Marker Carriers



Group Marker Carriers



Marker carrier for marking strips (2009-110) or 2 WMB markers for 285-13x, 285-15x and 285-19x Terminal Blocks



This laterally movable marking system can be used as an additional group marker carrier or continuous marking strip carrier for terminal strips or single-deck rail-mount terminal blocks, e.g., for:


- DIN-35 rail-mount terminal strips (264 Series)
- Single-deck rail-mount terminal blocks (279 to 284 Series) with a maximum height of 49 mm (1.93 inch) from upper-edge of DIN-rail (observe conductor radius)



Group marker carrier (2009-163) for marking strips (2009-110)



Terminal block marking with double marker carriers (209-128) Terminal blocks with side marking (see online catalog at [www.wago.com](http://www.wago.com))



Marker carriers for marking strips (2009-110) or WMB-Inline (2009-115)



Using marker carriers for marking strips (2002-161) in jumper slots.



Using marker carriers for marking strips (2009-198) in lateral marker slots.

## Marker carrier ▶ WAGO I/O System 750/753

### Hinged

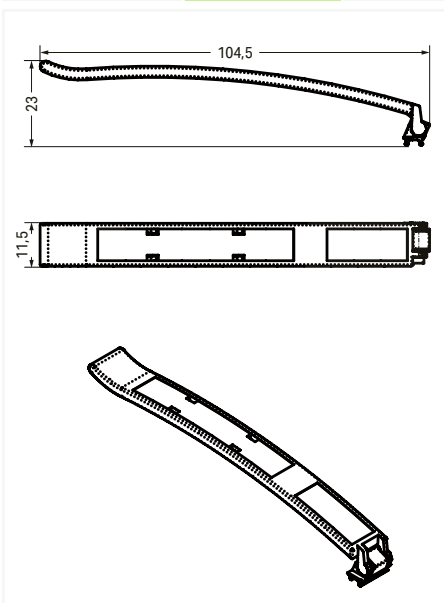
Allows group marking of WAGO I/O System components



750-103

Width: 11.5 mm

Color	Item No.	PU
○ transparent	750-103	50



6

Accessories; for all products on this page



Marker; plain

Color	Item No.	PU (SPU)
○ white	750-105	500 (1)

PU = packaging unit; SPU = subpackaging unit; Dimensions in mm

## Group marker carrier ▶ WAGO I/O System 750/753

for I/O module housing with 8 or 16 LEDs




for I/O module housing with up to 4 LEDs and for the 48 mm I/O module housing



750-107		
Color	Item No.	PU (SPU)
○ transparent	750-107	50 (10)

750-106		
Color	Item No.	PU (SPU)
○ transparent	750-106	50 (10)



### Accessories; for all products on this page



Marking strip; plain; Width: 11 mm

Color	Item No.	PU
○ white	2009-110	1



Marker; plain; 5 ... 5.2 mm

Color	Item No.	PU
○ white	2009-115	1

PU = packaging unit; SPU = subpackaging unit

## Marker carrier ▶ TOPJOB® S

for lateral marker slots



2009-198

Width: 5 mm		
Color	Item No.	PU (SPU)
○ gray	2009-198	200 (25)



Using marker carriers for marking strips (2009-198) in lateral marker slots.

for jumper slots of 2002, 2102, 2202 Series



2002-161

Width: 5 mm		
Color	Item No.	PU (SPU)
○ gray	2002-161	100 (25)



Using marker carriers for marking strips (2002-161) in jumper slots.

for jumper slots of double-deck, double-disconnect terminal blocks (2002 Series)



2002-160

Width: 5 mm		
Color	Item No.	PU (SPU)
○ gray	2002-160	50 (25)

## Marker carrier ▶ TOPJOB® S

for double-deck terminal blocks without marker carriers ▶ pivoting



2000-121

Width: 3.4 mm		
Color	Item No.	PU (SPU)
○ gray	<b>2000-121</b>	50 (25)

Width: 5.1 mm		
Color	Item No.	PU (SPU)
○ gray	<b>2002-121</b>	50 (25)



### Double-Deck Terminal Blocks

A double-deck marker carrier (Item No. 2000-121) can be retrofitted to double-deck terminal blocks without a marker carrier.

for triple-deck terminal blocks without marker carriers



2000-131

Width: 3.4 mm ▶ Pivoting		
Color	Item No.	PU
○ gray	<b>2000-131</b>	40

Width: 5.1 mm ▶ pivoting		
Color	Item No.	PU (SPU)
○ gray	<b>2002-131</b>	50 (25)

for triple-deck terminal blocks without marker carriers



2002-131

Width: 3.4 mm ▶ Pivoting		
Color	Item No.	PU
○ gray	<b>2000-131</b>	40

Width: 5.1 mm ▶ pivoting		
Color	Item No.	PU (SPU)
○ gray	<b>2002-131</b>	50 (25)

PU = packaging unit; SPU = subpackaging unit

## Group marker carrier ▶ TOPJOB® S

snaps into jumper slot; for WMB markers or marking strips



2009-191

Width: 5 mm

Color	Item No.	PU (SPU)
○ gray	2009-191	50 (25)

Width: 10 mm

Color	Item No.	PU (SPU)
○ gray	2009-192	50 (25)

Width: 15 mm

Color	Item No.	PU (SPU)
○ gray	2009-193	50 (25)

snaps into jumper slot; for marking strips



2009-196

Width: 10 mm

Color	Item No.	PU (SPU)
○ gray	2009-196	50 (25)

### Item-Specific Accessories




Marker; from cardboard; for self-marking

Color	Item No.	PU (SPU)
○ white	209-113	500 (1)



Label; for self-marking

Color	Item No.	PU (SPU)
○ white	210-345	100 (1)



TOPJOB® S 2009-193 Group Marker Carrier (equipped with WMB Multi markers) for all 2001 to 2016 Series TOPJOB® S Rail-Mount Terminal Blocks  
Do not use on an end plate!

## Group marker carrier

for end stops (249-116 and 249-117); for 2 WMB markers or 1 continuous strip ▶ Snap-on type and adjustable in height from 43.5 mm to 59.5 mm



249-118

Width: 10 mm		
Color	Item No.	PU (SPU)
○ gray	<b>249-118</b>	100 (25)




Height-adjustable group marker carrier

for end stops (249-116 and 249-117); for 1 marker or self-adhesive label and transparent protective marker cover ▶ Snap-on type and adjustable in height from 43.5 mm to 59.5 mm



249-119

Width: 10 mm		
Color	Item No.	PU (SPU)
○ gray	<b>249-119</b>	50 (25)



This system can be used as an additional group marker carrier or continuous marking strip carrier for terminal strips or single-deck rail-mount terminal blocks, e.g., for:

- DIN-35 rail-mount terminal strips (264 Series)
- Single-deck rail-mount terminal blocks (279 to 284 Series) with a maximum height of 49 mm (1.93 inch) from upper-edge of DIN-rail (observe conductor radius)

Receptacles for:

- 1 x marker
- 2 x WMB Multi marker or
- 3 x WCB Combi marker or
- 1 x WFB continuous marking strip

for end stops (249-116 and 249-117); for 9 WMB markers or 1 TOPJOB® S marking strip ▶ Snap-on type and adjustable in height from 45 mm to 61 mm



2009-163

Width: 12.2 mm		
Color	Item No.	PU (SPU)
○ gray	<b>2009-163</b>	50 (25)



Group marker carrier (2009-163) for marking strips (2009-110)



Group marker carrier (2009-163) for marking strips (2009-110)

PU = packaging unit; SPU = subpackaging unit

## Group marker carrier

Carrier-through element for end stops (249-116 and 249-117) ▶ snap-on type and adjustable in height



Carrier-end element for end stops (249-116 and 249-117) ▶ snap-on type and adjustable in height

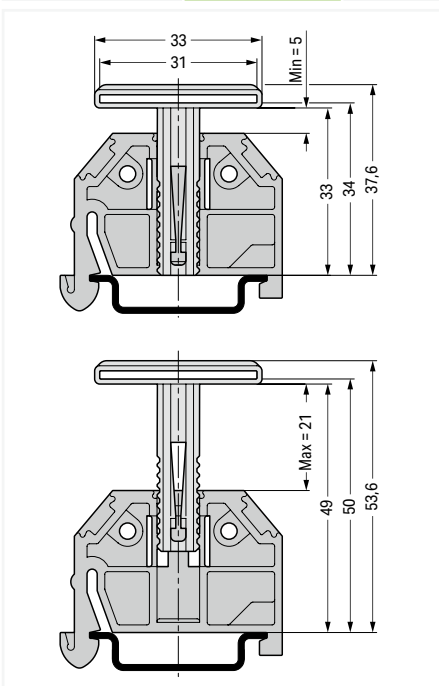
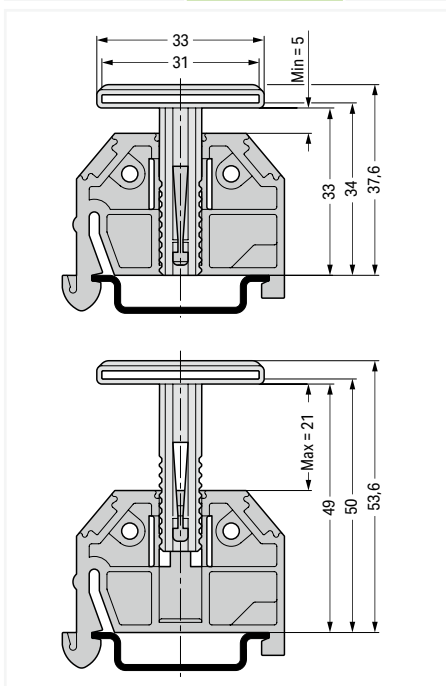


709-118

709-119

Color	Item No.	PU (SPU)
○ gray	709-118	50 (25)

Color	Item No.	PU (SPU)
○ gray	709-119	50 (25)



Laterally movable marking system



Laterally movable marking system

6

### Accessories; for all products on this page



Marking strip receptacle; Folded; 1 m long; 1.7 mm thick; Width: 16 mm



Marking card; DIN A4 card with 14 strips

Color	Item No.	PU (SPU)
○ transparent	709-120	10 (1)

Color	Item No.	PU (SPU)
○ white	709-193	50 (1)

PU = packaging unit; SPU = subpackaging unit


## Group marker carrier

for end stops (249-116 and 249-117); with marking surface  
 ▶ Snap-on type and adjustable in height from 42.2 mm to 58.2 mm



249-120

Width: 6 mm		
Color	Item No.	PU (SPU)
○ white	249-120	50 (25)



This system can be used as an additional group marker carrier or continuous marking strip carrier for terminal strips or single-deck rail-mount terminal blocks, e.g., for:

- DIN-35 rail-mount terminal strips (264 Series)
- Single-deck rail-mount terminal blocks (279 to 284 Series) with a maximum height of 49 mm (1.93 inch) from upper-edge of DIN-rail (observe conductor radius)

Receptacles for:

- 1 x marker
- 2 x WMB Multi marker or
- 3 x WCB Combi marker or
- 1 x WFB continuous marking strip

fits into jumper slot of rail-mount terminal blocks; for terminal block width 4 ... 6 mm; for up to 3 WMB markers or 8 branch markers



209-140

Width: 15 mm		
Color	Item No.	PU (SPU)
○ gray	209-140	50 (25)



Group marker carriers (Item No. 209-141 and Item No. 209-112)

fits into the jumper slot of rail-mount terminal blocks; for up to 2 WMB markers or 5 branch markers



209-140

Width: 10 mm		
Color	Item No.	PU (SPU)
○ gray	209-141	50 (25)



Group marker carriers (Item No. 209-141 and Item No. 209-112)

PU = packaging unit; SPU = subpackaging unit

## Group marker carrier

fits into jumper slot of rail-mount terminal blocks; for up to 1 WMB marker or 2 branch markers



209-140

Width: 5 mm		
Color	Item No.	PU (SPU)
○ gray	209-142	50 (25)

for 869 and 780 Series; fits into the jumper slot of current bars



870-184

Width: 5 mm		
Color	Item No.	PU (SPU)
○ gray	870-184	50 (25)

Width: 10 mm		
Color	Item No.	PU (SPU)
○ gray	870-183	50 (25)

Width: 15 mm		
Color	Item No.	PU (SPU)
○ gray	870-182	50 (25)

pivoting



249-105

Color	Item No.	PU (SPU)
○ gray	249-105	50 (25)



Group marker carriers (Item No. 209-141 and Item No. 209-112)

### Item-Specific Accessories



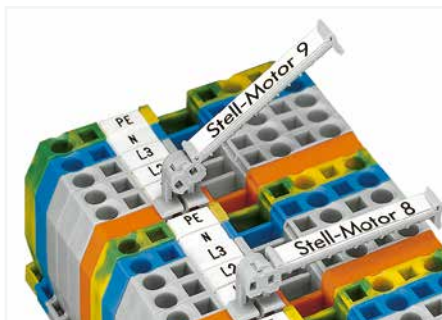
Marker; plain; 4 x 30 pieces/sheet

Color	Item No.	PU (SPU)
○ white	209-183	500 (1)



Protective marker cover

Color	Item No.	PU (SPU)
○ transparent	209-184	1000 (50)



This pivoting group marker carrier has been developed for group marking of rail-mount terminal blocks and incorporates many customer requirements:

- Can be used in all multiprofile marker slots for rail-mount terminal blocks 5 mm (0.197 inch) and above or in spacer housings as shown above.
- Pivotal to seven different stable positions, providing the best visual angle in case of difficult mounting conditions
- Two levels for different marking systems
  - Level a: for marker (4 x 34) mm (see above)
  - Level b: for 12 WCB-Combi markers (see www.wagocatalog.com)

PU = packaging unit; SPU = subpackaging unit

# Group marker carrier

for 2- and 3-conductor terminal blocks (282 Series) ▶ straight



for WMB Inline markers ▶ angled



snaps onto screwless end stops (center or side mounting) (249-116 and 249-117)



209-143

Color	Item No.	PU (SPU)
○ gray	209-143	50 (25)

209-144

Color	Item No.	PU (SPU)
○ gray	209-144	50 (25)

209-112

Width: 10 mm		
Color	Item No.	PU (SPU)
○ white	209-112	100 (50)

**Item-Specific Accessories**

Marker; from cardboard; for self-marking


Color	Item No.	PU (SPU)
○ white	209-113	500 (1)

Protective marker cover

Color	Item No.	PU (SPU)
○ transparent	209-114	500 (50)

Label; for self-marking

Color	Item No.	PU (SPU)
○ white	210-345	100 (1)



Additional group marking



This group marker carrier (Item No. 209-144) makes it possible to mark subgroups in confined places. They can be snapped into unused jumper contact slots of the terminal block housing. Marking is performed with the WAGO WMB Multi Marking System.



Group marker carriers (Item No. 209-141 and Item No. 209-112)



Group marking on N-busbar carrier used as an end stop

PU = packaging unit; SPU = subpackaging unit

## Group marker carrier

for WMB and Mini-WSB marker slots



209-145

Width: 10 mm

Color	Item No.	PU (SPU)
○ white	209-145	100 (50)



Group marker carrier (209-145)



Group marker carrier (209-145)

6

### Accessories; for all products on this page



Marker; from cardboard; for self-marking

Color	Item No.	PU (SPU)
○ white	209-113	500 (1)



Protective marker cover

Color	Item No.	PU (SPU)
○ transparent	209-114	500 (50)



Label; for self-marking

Color	Item No.	PU (SPU)
○ white	210-345	100 (1)

PU = packaging unit; SPU = subpackaging unit

## Double marker carrier


for center I/O module marking; for WSB and WMB marking systems



209-128

Width: 4 mm

Color	Item No.	PU (SPU)
○ gray	209-128	200 (100)



Terminal block marking with double marker carriers (209-128) Terminal blocks with side marking



Snapping a WMB marker strip into the marker slot of the double marker carrier.

PU = packaging unit; SPU = subpackaging unit

## Marker carrier

for double-deck terminal blocks without marker carriers (279 Series)



279-529

Color	Item No.	PU (SPU)
○ gray	279-529	50 (25)

for POWER CAGE CLAMP Terminal Blocks 35/50/95 mm<sup>2</sup> (2, 2/0, 4/0 AWG)



285-442

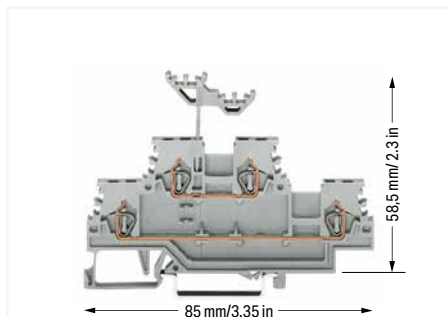
Width: 10.4 mm		
Color	Item No.	PU
○ gray	285-442	25

### Item-Specific Accessories



Marking strip; plain; Width: 11 mm

Color	Item No.	PU
○ white	2009-110	1



**Double-deck marker carrier**  
(height including marker carrier)



Marker carrier (285-442) for marking strips (2009-110) or 2 WMB markers for 285-13x, 285-15x and 285-19x Terminal Blocks



Marker carriers (285-442) for continuous marking strips

PU = packaging unit; SPU = subpackaging unit

# Marking rail

for marking strips



210-743

Color	Item No.	PU
● black	210-743	1



**Index**

# Index

	Page
Item Number Index	102

## Newly added items in this catalog:

210-743

793-521

793-5500/793-035

## Items discontinued in this catalog:

## Item Number Index

Item No.	Page	Item No.	Page	Item No.	Page	Item No.	Page
<b>206 Series</b>		<b>210 Series</b>		<b>210 Series</b>		<b>210 Series</b>	
206-3010	13	210-332/635-086	70	210-333/700-020	71	210-807/000-002	39
<b>209 Series</b>		210-332/635-087	70	210-333/700-021	71	210-808	39
209-112	95	210-332/635-199	70	210-333/700-022	71	210-810	39
209-113	90	210-332/635-200	70	210-333/700-074	71	210-811	39
209-114	95	210-332/635-201	70	210-333/700-075	71	210-811/000-002	39
209-128	97	210-332/700-001	71	210-333/700-076	71	210-812	41
209-140	93	210-332/700-102	71	210-333/700-077	71	210-813	40
209-141	93	210-332/700-103	71	210-333/700-078	71	210-814	40
209-142	94	210-332/750-001	71	210-333/700-079	71	210-824	41
209-143	95	210-332/750-020	71	210-333/700-108	71	210-831	31
209-144	95	210-332/750-103	71	210-333/700-109	71	210-832	31
209-145	96	210-332/762-001	71	210-333/800-001	71	210-833	31
209-183	94	210-332/762-020	71	210-333/800-002	67	210-834	31
209-184	94	210-332/762-084	71	210-333/800-003	67	210-836	44
<b>210 Series</b>		210-332/762-207	71	210-333/800-004	67	210-837	44
210-331	78	210-332/1000-001	68	210-333/800-005	67	210-840	44
210-331/250-202	72	210-332/1000-103	68	210-333/800-006	67	210-841	43
210-331/250-204	72	210-332/1000-104	68	210-333/800-007	67	210-842	44
210-331/250-206	72	210-332/1000-202	68	210-333/800-008	67	210-843	44
210-331/250-207	72	210-332/1000-204	68	210-333/800-009	67	210-847	46
210-331/254-021	69	210-332/1000-206	68	210-333/800-010	67	210-848	46
210-331/254-202	69	210-332/1016-001	68	210-333/800-011	67	210-850	42
210-331/254-204	69	210-332/1016-199	68	210-333/800-074	71	210-851	42
210-331/254-206	69	210-332/1016-202	68	210-333/800-075	71	210-852	45
210-331/254-207	69	210-332/1016-204	68	210-333/800-076	71	210-853	45
210-331/500-103	71	210-332/1016-206	68	210-333/800-077	71	210-854	46
210-331/500-104	71	210-332/1110-001	68	210-333/800-078	71	210-855	46
210-331/500-202	69	210-332/1110-080	68	210-333/800-079	71	210-858	44
210-331/508-002	70	210-332/1110-081	68	210-333/800-209	67	210-859	44
210-331/508-003	70	210-332/1110-082	68	210-333/1000-001	68	210-864	43
210-331/508-020	70	210-332/1110-083	68	210-333/1000-002	68	210-866	43
210-331/508-103	71	210-332/1110-084	68	210-333/1000-074	68	210-870	31
210-331/508-104	71	210-332/1110-085	68	210-333/1000-075	68	210-871	31
210-331/508-105	70	210-332/1110-086	68	210-333/1000-076	68	210-872	31
210-331/508-106	70	210-332/1110-087	68	210-333/1000-077	68	210-873	31
210-331/508-107	70	210-332/1110-202	68	210-333/1000-078	68	210-874	31
210-331/700-103	71	210-332/1110-204	68	210-333/1000-079	68	210-874/000-002	31
210-331/750-202	72	210-333	78	210-333/1000-110	68	210-875	31
210-331/762-202	72	210-333/500-001	69	210-333/1000-111	68	210-876	31
210-332	78	210-333/500-002	67	210-333/1000-112	68	210-876/000-002	31
210-332/350-202	69	210-333/500-003	67	210-333/1000-113	68	210-876/000-005	31
210-332/350-204	69	210-333/500-004	67	210-333/1000-202	68	210-876/000-006	31
210-332/350-206	69	210-333/500-005	67	210-333/1000-204	68	210-876/000-018	31
210-332/381-202	69	210-333/500-006	67	210-333/1000-205	68	210-877	31
210-332/381-204	69	210-333/500-007	67	210-333/1000-206	68	210-878	78
210-332/381-205	69	210-333/500-008	67	210-333/1000-208	68	210-879	78
210-332/381-206	69	210-333/500-009	67	210-333/1200-001	68	210-880	31
210-332/396-202	69	210-333/500-010	67	210-333/1200-074	68	210-880/000-002	31
210-332/396-204	69	210-333/500-011	67	210-333/1200-075	68	210-882	31
210-332/396-205	69	210-333/500-021	67	210-333/1200-076	68	210-882/000-002	31
210-332/396-206	69	210-333/500-074	69	210-333/1200-077	68	<b>211 Series</b>	
210-332/400-202	69	210-333/500-075	69	210-333/1200-078	68	211-111	80
210-332/400-204	69	210-333/500-076	69	210-333/1200-079	68	211-112	80
210-332/400-205	69	210-333/500-077	69	210-333/1200-103	68	211-113	80
210-332/400-206	69	210-333/500-078	69	210-333/1200-104	68	211-114	80
210-332/500-001	69	210-333/500-079	69	210-333/1200-105	68	211-115	80
210-332/500-022	69	210-333/500-080	69	210-333/1200-106	68	211-121	80
210-332/500-199	69	210-333/500-103	67	210-333/1200-107	68	211-122	80
210-332/500-202	69	210-333/500-104	67	210-333/1200-203	68	211-123	80
210-332/500-203	69	210-333/600-001	70	210-334	78	211-124	80
210-332/500-204	69	210-333/600-002	70	210-334/500-203	69	211-125	80
210-332/500-205	69	210-333/600-006	70	210-334/500-209	69	211-129	80
210-332/500-206	69	210-333/600-007	70	210-334/762-202	71	211-150	79
210-332/500-207	69	210-333/600-008	70	210-334/1110-086	68	211-151	79
210-332/500-208	69	210-333/600-009	70	210-335	78	211-500	37
210-332/500-209	69	210-333/600-010	70	210-345	90	211-500/000-002	37
210-332/500-210	69	210-333/600-011	70	210-702	31	211-501	37
210-332/508-001	70	210-333/600-021	70	210-702/020-005	31	211-501/000-002	37
210-332/508-110	70	210-333/600-074	70	210-742	31	211-502	37
210-332/508-202	70	210-333/600-075	70	210-743	99	211-502/000-002	37
210-332/508-204	70	210-333/600-076	70	210-801	41	211-503	37
210-332/508-205	70	210-333/600-077	70	210-801/000-002	41	211-503/000-002	37
210-332/508-206	70	210-333/600-078	70	210-802	41	211-504	37
210-332/575-103	70	210-333/600-079	70	210-803	41	211-504/000-002	37
210-332/635-001	70	210-333/600-103	70	210-804	41	211-505	37
210-332/635-080	70	210-333/600-104	70	210-805	39	211-505/000-002	37
210-332/635-081	70	210-333/600-105	70	210-805/000-002	39	211-506	37
210-332/635-082	70	210-333/600-106	70	210-805/000-005	39	211-506/000-002	37
210-332/635-083	70	210-333/600-201	70	210-806	39	211-811	34
210-332/635-084	70	210-333/600-202	70	210-806/000-002	39	211-812	34
210-332/635-085	70	210-333/700-001	71	210-807	39		

## Item Number Index

Item No.	Page	Item No.	Page	Item No.	Page	Item No.	Page
<b>211 Series</b>		<b>248 Series</b>		<b>248 Series</b>		<b>258 Series</b>	
211-813	34	248-400	62	248-535	62	258-5010	17
211-821	34	248-401	62	248-536	62	258-5011	17
211-823	34	248-402	62	248-537	62	258-5014	15
211-824	34	248-403	62	248-538	62	258-5015	16
211-829	34	248-404	62	248-539	62	258-5030	14
211-835	38	248-405	62	248-540	62	258-5100	13
211-835/000-002	38	248-406	62	248-541	62	258-5102	13
211-835/000-005	38	248-407	62	248-542	62	258-5103	13
211-836	38	248-408	62	248-543	60	258-5104	13
211-836/000-002	38	248-409	62	248-544	60	258-5107	13
211-836/000-005	38	248-410	62	248-546	60	258-5108	13
211-836/000-006	38	248-411	62	248-547	60		
211-836/000-012	38	248-412	62	248-548	60	<b>264 Series</b>	
211-836/000-018	38	248-413	62	248-549	60	264-900	61
211-837	38	248-414	62	248-550	60	264-901	60
211-837/000-002	38	248-415	62	248-552	60	264-902	60
211-855	35	248-416	62	248-553	63	264-903	62
211-856	35	248-417	62	248-554	63	264-904	62
211-857	35	248-418	62	248-555	63	264-905	62
211-861/000-002	36	248-419	62	248-556	63	<b>279 Series</b>	
211-862/000-002	36	248-420	62	248-557	63	279-529	98
211-863/000-002	36	248-421	62	248-558	63		
211-922	34	248-422	62	248-559	63	<b>285 Series</b>	
211-923	34	248-423	62	248-560	63	285-442	98
211-924	34	248-424	62	248-561	63		
211-925	34	248-450	60	248-562	63	<b>709 Series</b>	
211-926	34	248-451	60	248-563	63	709-118	92
211-927	34	248-452	60	248-564	63	709-119	92
		248-453	60	248-565	61	709-120	92
		248-454	60	248-566	61	709-177	31
<b>247 Series</b>		248-455	60	248-569	61	709-178	31
247-506	65	248-472	60	248-570	61	709-183	78
247-507	65	248-474	60	248-571	61	709-193	92
247-508	65	248-477	60	248-572	61		
247-509	65	248-487	60	248-573	61	<b>750 Series</b>	
247-510	65	248-494	60	248-574	60	750-103	86
247-511	65	248-495	60	248-575	60	750-105	86
247-512	65	248-496	60	248-576	60	750-106	87
247-513	66	248-497	60	248-577	60	750-107	87
247-514	66	248-498	60	248-578	60	<b>757 Series</b>	
247-515	66	248-501	77	248-579	60	757-901/000-050	31
247-516	66	248-501/000-002	77	248-580	60		
247-517	66	248-501/000-005	77	248-581	60	<b>793 Series</b>	
247-518	66	248-501/000-006	77	248-582	60	793-425	55
247-519	66	248-501/000-007	77	248-583	60	793-426	55
247-520	66	248-501/000-012	77	248-588	60	793-427	55
247-521	66	248-501/000-017	77	248-599	64	793-428	55
247-522	66	248-501/000-023	77	248-602	61	793-429	55
247-523	66	248-501/000-024	77	248-603	61	793-430	55
247-524	66	248-502	61	248-604	61	793-431	55
247-525	66	248-503	61	248-605	61	793-432	55
247-526	66	248-504	61	248-606	61	793-433	55
247-527	66	248-505	61	248-607	61	793-434	55
247-528	66	248-506	61	248-608	61	793-435	55
247-529	66	248-507	61	248-609	61	793-436	55
247-530	66	248-508	61	248-610	61	793-437	55
247-531	66	248-509	61	248-611	61	793-438	55
247-532	66	248-510	61	248-612	61	793-439	55
247-533	66	248-511	61	248-613	61	793-450	52
247-534	66	248-512	61	248-614	61	793-451	52
247-535	66	248-513	61	248-615	61	793-452	53
247-536	66	248-514	61	248-616	61	793-453	52
247-537	66	248-515	61	248-617	61	793-454	52
247-538	66	248-516	61	248-653	63	793-456	53
247-539	66	248-517	61	248-665	61	793-472	52
247-540	66	248-518	62	248-666	61	793-473	52
247-541	66	248-519	62	248-667	61	793-474	52
247-542	66	248-520	62	<b>249 Series</b>		793-475	54
247-543	65	248-521	62	249-105	94	793-476	54
247-544	65	248-522	62	249-118	91	793-478	54
247-545	65	248-523	62	249-119	91	793-479	54
247-546	65	248-524	62	249-120	93	793-480	54
247-547	65	248-525	62	<b>258 Series</b>		793-481	54
247-552	65	248-526	62	258-5005	15	793-482	54
247-557	61	248-527	62	258-5005/000-005	15		
247-558	61	248-528	62	258-5005/000-008	15		
247-601	61	248-529	62	258-5006	17		
247-602	61	248-530	62	258-5007	17		
247-603	61	248-531	62	258-5008	17		
247-604	61	248-532	62	258-5009	17		
247-605	61	248-533	62				
		248-534	62				

# Item Number Index

Item No.	Page	Item No.	Page	Item No.	Page	Item No.	Page
<b>793 Series</b>		<b>793 Series</b>		<b>793 Series</b>		<b>793 Series</b>	
793-483	54	793-567	55	793-682	53	793-4532	55
793-484	54	793-569	54	793-683	53	793-4533	55
793-487	52	793-570	54	793-687	52	793-4534	55
793-494	52	793-571	54	793-691	52	793-4535	55
793-495	52	793-572	54	793-694	52	793-4536	55
793-496	52	793-573	54	793-695	52	793-4537	55
793-497	52	793-574	53	793-696	52	793-4538	55
793-498	52	793-575	53	793-697	52	793-4539	55
793-501	76	793-576	53	793-698	52	793-4540	55
793-501/000-002	76	793-577	53	793-699	57	793-4541	55
793-501/000-005	76	793-578	53	793-900	57	793-4542	55
793-501/000-006	76	793-579	53	793-923	54	793-4543	52
793-501/000-007	76	793-580	53	793-924	54	793-4544	52
793-501/000-012	76	793-581	53	793-925	54	793-4545	52
793-501/000-017	76	793-582	53	793-926	54	793-4546	52
793-501/000-023	76	793-583	53	793-927	54	793-4547	52
793-501/000-024	76	793-585	53	793-928	54	793-4548	52
793-502	54	793-587	53	793-952	52	793-4549	52
793-503	54	793-588	53	793-953	52	793-4552	53
793-504	54	793-589	53	793-3501	76	793-4553	56
793-505	54	793-599	57	793-3502	54	793-4554	56
793-506	54	793-602	54	793-3503	54	793-4555	56
793-507	54	793-603	54	793-3504	54	793-4556	56
793-508	54	793-604	54	793-3505	54	793-4557	56
793-509	54	793-605	54	793-3506	54	793-4558	56
793-510	54	793-606	54	793-3507	54	793-4559	56
793-511	54	793-607	54	793-3508	54	793-4560	56
793-512	54	793-608	54	793-3509	54	793-4561	56
793-513	54	793-609	54	793-3510	54	793-4562	56
793-514	54	793-610	54	793-3544	52	793-4563	56
793-515	54	793-611	54	793-3545	52	793-4564	56
793-516	54	793-612	54	793-3565	54	793-4565	54
793-517	54	793-613	54	793-3566	54	793-4566	54
793-518	55	793-614	54	793-3599	57	793-4567	55
793-519	55	793-615	54	793-3607	54	793-4569	54
793-520	55	793-616	54	793-3652	53	793-4570	54
793-521	55	793-617	54	793-4472	52	793-4571	54
793-522	55	793-618	55	793-4473	52	793-4572	54
793-523	55	793-619	55	793-4474	52	793-4573	54
793-524	55	793-620	55	793-4487	52	793-4574	53
793-525	55	793-621	55	793-4494	52	793-4575	53
793-526	55	793-622	55	793-4496	52	793-4576	53
793-527	55	793-623	55	793-4501	76	793-4577	53
793-528	55	793-624	55	793-4501/000-002	76	793-4578	53
793-529	55	793-625	55	793-4501/000-005	76	793-4579	53
793-530	55	793-626	55	793-4501/000-006	76	793-4580	53
793-531	55	793-627	55	793-4501/000-007	76	793-4581	53
793-532	55	793-643	52	793-4501/000-012	76	793-4582	53
793-533	55	793-644	52	793-4501/000-017	76	793-4583	53
793-534	55	793-645	52	793-4501/000-023	76	793-4599	57
793-535	55	793-646	52	793-4501/000-024	76	793-4602	54
793-536	55	793-647	52	793-4502	54	793-4603	54
793-537	55	793-648	52	793-4503	54	793-4604	54
793-538	55	793-649	52	793-4504	54	793-4605	54
793-539	55	793-650	52	793-4505	54	793-4606	54
793-540	55	793-652	53	793-4506	54	793-4607	54
793-541	55	793-653	56	793-4507	54	793-4608	54
793-542	55	793-654	56	793-4508	54	793-4609	54
793-543	52	793-655	56	793-4509	54	793-4610	54
793-544	52	793-656	56	793-4510	54	793-4611	54
793-545	52	793-657	56	793-4511	54	793-4612	54
793-546	52	793-658	56	793-4512	54	793-4613	54
793-547	52	793-659	56	793-4513	54	793-4614	54
793-548	52	793-660	56	793-4514	54	793-4615	54
793-549	52	793-661	56	793-4515	54	793-4616	54
793-550	52	793-662	56	793-4516	54	793-4617	54
793-552	53	793-663	56	793-4517	54	793-4618	55
793-553	56	793-664	56	793-4518	55	793-4619	55
793-554	56	793-665	54	793-4519	55	793-4620	55
793-555	56	793-666	54	793-4520	55	793-4621	55
793-556	56	793-667	54	793-4521	55	793-4622	55
793-557	56	793-668	54	793-4522	55	793-4623	55
793-558	56	793-673	52	793-4523	55	793-4624	55
793-559	56	793-674	53	793-4524	55	793-4625	55
793-560	56	793-675	53	793-4525	55	793-4626	55
793-561	56	793-676	53	793-4526	55	793-4627	55
793-562	56	793-677	53	793-4527	55	793-4644	52
793-563	56	793-678	53	793-4528	55	793-4645	52
793-564	56	793-679	53	793-4529	55	793-4646	52
793-565	54	793-680	53	793-4530	55	793-4652	53
793-566	54	793-681	53	793-4531	55	793-4653	56

## Item Number Index

Item No.	Page	Item No.	Page	Item No.	Page	Item No.	Page
<b>793 Series</b>		<b>793 Series</b>		<b>793 Series</b>		<b>794 Series</b>	
793-4654	56	793-5511	54	793-5611	54	794-609	54
793-4655	56	793-5512	54	793-5612	54	794-615	59
793-4656	56	793-5513	54	793-5613	54	794-616	59
793-4657	56	793-5514	54	793-5614	54	794-617	59
793-4658	56	793-5515	54	793-5615	54	794-618	59
793-4659	56	793-5516	54	793-5616	54	794-619	59
793-4660	56	793-5517	54	793-5617	54	794-624	54
793-4661	56	793-5518	55	793-5618	55	794-625	54
793-4662	56	793-5519	55	793-5619	55	794-626	54
793-4663	56	793-5520	55	793-5620	55	794-627	54
793-4664	56	793-5521	55	793-5621	55	794-640	52
793-4665	54	793-5522	55	793-5622	55	794-641	52
793-4666	54	793-5523	55	793-5623	55	794-642	52
793-4667	54	793-5524	55	793-5624	55	794-643	52
793-4668	54	793-5525	55	793-5625	55	794-657	58
793-4674	53	793-5526	55	793-5626	55	794-658	58
793-4675	53	793-5527	55	793-5627	55	794-659	58
793-4676	53	793-5528	55	793-5643	52	794-672	52
793-4677	53	793-5529	55	793-5644	52	794-674	52
793-4678	53	793-5530	55	793-5645	52	794-676	54
793-4679	53	793-5531	55	793-5646	52	794-680	54
793-4680	53	793-5532	55	793-5647	52	794-681	54
793-4681	53	793-5533	55	793-5648	52	794-682	54
793-4682	53	793-5534	55	793-5652	53	794-683	54
793-4683	53	793-5535	55	793-5653	56	794-684	54
793-4687	52	793-5536	55	793-5654	56	794-685	54
793-4694	52	793-5537	55	793-5655	56	794-686	54
793-4695	52	793-5538	55	793-5656	56	794-687	54
793-4696	52	793-5539	55	793-5657	56	794-688	54
793-4697	52	793-5540	55	793-5658	56	794-695	52
793-4699	57	793-5541	55	793-5659	56	794-4601	54
793-4900	57	793-5542	55	793-5662	56	794-4602	54
793-4902	54	793-5543	52	793-5663	56	794-4603	54
793-4993	53	793-5544	52	793-5664	56	794-4604	54
793-4995	52	793-5545	52	793-5665	54	794-4605	54
793-4997	52	793-5546	52	793-5666	54	794-4615	59
793-4998	52	793-5547	52	793-5667	54	794-4616	59
793-5425	55	793-5548	52	793-5668	54	794-4617	59
793-5426	55	793-5549	52	793-5674	53	794-4618	59
793-5427	55	793-5550	52	793-5675	53	794-4619	59
793-5428	55	793-5552	53	793-5676	53	794-4657	58
793-5429	55	793-5553	56	793-5677	53	794-4672	52
793-5430	55	793-5554	56	793-5678	53	794-4674	52
793-5431	55	793-5555	56	793-5679	53	794-5557	58
793-5432	55	793-5556	56	793-5680	53	794-5558	58
793-5433	55	793-5557	56	793-5681	53	794-5601	54
793-5434	55	793-5558	56	793-5682	53	794-5602	54
793-5435	55	793-5559	56	793-5683	53	794-5603	54
793-5436	55	793-5560	56	793-5687	52	794-5604	54
793-5437	55	793-5561	56	793-5694	52	794-5605	54
793-5438	55	793-5564	56	793-5695	52	794-5615	59
793-5439	55	793-5565	54	793-5696	52	794-5616	59
793-5472	52	793-5566	54	793-5697	52	794-5617	59
793-5473	52	793-5569	54	793-5698	52	794-5618	59
793-5474	52	793-5570	54	793-5699	57	794-5619	59
793-5478	54	793-5571	54	793-5900	57	794-5657	58
793-5487	52	793-5572	54			794-5658	58
793-5494	52	793-5573	54	<b>794 Series</b>		794-5672	52
793-5495	52	793-5574	53	794-506	53	794-5674	52
793-5496	52	793-5575	53	794-507	53		
793-5497	52	793-5576	53	794-508	53		
793-5498	52	793-5577	53	794-509	53	<b>807 Series</b>	
793-5500/793-035	53	793-5578	53	794-552	53	807-090/101-100	
793-5501	76	793-5579	53	794-557	58	34	
793-5501/000-002	76	793-5580	53	794-558	58		
793-5501/000-005	76	793-5581	53	794-567	53	<b>870 Series</b>	
793-5501/000-006	76	793-5582	53	794-577	54	870-182	
793-5501/000-007	76	793-5583	53	794-578	54	94	
793-5501/000-012	76	793-5587	53	794-580	54	870-183	
793-5501/000-017	76	793-5588	53	794-581	54	94	
793-5501/000-023	76	793-5589	53	794-582	54		
793-5501/000-024	76	793-5599	57	794-583	54	<b>2000 Series</b>	
793-5502	54	793-5602	54	794-584	54	2000-121	
793-5503	54	793-5603	54	794-585	54	89	
793-5504	54	793-5604	54	794-601	54	2000-131	
793-5505	54	793-5605	54	794-602	54	89	
793-5506	54	793-5606	54	794-603	54	<b>2002 Series</b>	
793-5507	54	793-5607	54	794-604	54	2002-121	
793-5508	54	793-5608	54	794-605	54	89	
793-5509	54	793-5609	54	794-606	52	2002-131	
793-5510	54	793-5610	54	794-608	52	89	
						2002-160	
						88	
						2002-161	
						88	



## Success for Generations: Environmental Protection at WAGO



**At WAGO, we see environmental protection not only as compliance with environmental protection requirements.**

As a growing company, our commitment to the environment drives our efforts to deliver new ideas, new concepts and new technologies along the product lifecycle. Here our employees and business partners support us.

### Corporate Environmental Protection

Business growth also leads to higher consumption of resources. We have realized that the economic success of a company also depends on the achievement of environmental goals.

As a manufacturing company, we therefore support developments that make a contribution to environmental protection. In doing so, we always pursue individual material flows along the value chain, because we see resources, product design, production and consumption as a whole.

With our environmental management system certified in accordance with DIN EN ISO 14001, we ensure that the required national and international requirements are complied with in all areas of the company and that the concept of environmental protection is practiced in all corporate processes. In addition, WAGO is pursuing further efforts in the field of environmental protection that go far beyond the requirements of ISO.

Some examples include the recycling of plastics, resource savings on product and packaging materials, the use of recycled paper throughout the company, the introduction of e-filling stations and the use of waste heat from production processes.

### Product-Related Environmental Protection

Product-related environmental protection is an important part of sustainable environmental management at WAGO. Ensuring compliance with substance bans / restrictions worldwide, such as: As REACH, RoHS has a high priority.

### RoHS – Restriction of the Use of Certain Hazardous Substances

It is an EC directive that regulates the use of certain hazardous substances in electrical and electronic equipment. In addition to reducing the harmful effects on humans and the environment, legislation aims to improve recycling possibilities. WAGO closely monitors the development regarding RoHS and reacts promptly to specifications accordingly. For more information about RoHS please contact us via [ehs-product-compliance@wago.com](mailto:ehs-product-compliance@wago.com).

RoHS   
Compliant

## Success for Generations: Environmental Protection at WAGO

### REACH – Registration, Evaluation and Authorisation of Chemicals

On 01.06.2007 the regulation (EC) no. 1907/2006 (REACH regulation) came into force and since then forms a valid legal basis for all EU member states. To protect human health and the environment, this EU Chemicals Regulation aims to classify and identify all chemicals, including their effects.

The REACH Regulation creates specific obligations for each actor in the supply chain. The products manufactured by WAGO are to be designated as products in the sense of the regulation. Since products are not subject to registration, WAGO usually assumes the role of the downstream user in the supply chain. WAGO therefore has an obligation to provide information along the supply chain in accordance with REACH Article 33. WAGO is naturally aware of this obligation.

BOMcheck.net

For more information about our reporting requirements according to REACH Article 33 please visit our website

“REACH SVHC Declaration” via [www.wago.com/svhc](http://www.wago.com/svhc)

### BOMcheck

European legislation such as REACH or RoHS requires the provision of information on restricted ingredients in products. This information must be shared by manufacturers and suppliers in the supply chain. WAGO meets this challenge in product-related environmental protection successfully and efficiently with BOMcheck.

BOMcheck is a centralized database for the declaration of ingredients. It is a compliance tool specifically designed to enable manufacturers and suppliers to produce their substance declarations under REACH, RoHS, and other restrictions on ingredients in an efficient and structured manner. This Internet database system increases data quality in the area of product-related environmental protection.

Further information on BOMcheck can be found at the following link: <http://www.bomcheck.net>

### WEEE – Waste of Electrical and Electronic Equipment

The WEEE Directive 2012/19/EU regulates the take-back and recycling of electrical and electronic equipment. Manufacturers and importers of electrical and electronic equipment are obliged to register as a ‘WEEE producer’ and to comply with the reporting and take-back obligations. As a matter of course, we have taken compliance with legal WEEE requirements very seriously all the time - in our own interest as well as in the well-understood interest of our customers.

Only some of our products fall within the scope of the WEEE Directive and the Member State’s implementation laws. These products are WEEE-compliant marked by us, as far as such a marking is legally required (which is not required for the B2B area Europe-wide).

For more information about WEEE please contact us via [ehs-product-compliance@wago.com](mailto:ehs-product-compliance@wago.com).

### Less is More: Our Packaging

Recycling is the basis for choosing our packaging materials. All packaging used by WAGO can be recycled in the economic cycle without further pretreatment. In addition to the aspect of recycling, emphasis is placed on resource conservation. For this reason, our cardboard boxes consist of 80% recycled paper and are marked with the Resy symbol. The Resy symbol guarantees compliance with the Packaging Ordinance for transport packaging. The labeling is partly done by perforation. This process enables the colorless printing of WAGO cardboard boxes. This avoids unnecessary environmental pollution.

**WAGO GmbH & Co. KG**  
Postfach 2880 · D · 32385 Minden  
Hansastraße 27 · D · 32423 Minden  
**info@wago.com**

Headquarters	+49 571 887-0
Sales	+49 571 887-44222
Order Service	+49 571 887-44333

**WAGO is a registered trademark of WAGO Verwaltungsgesellschaft mbH.**

"Copyright – WAGO GmbH & Co. KG – All rights reserved.

The content and structure of the WAGO websites, catalogs, videos and other WAGO media are subject to copyright. Distribution or modification to the contents of these pages and videos is prohibited. Furthermore, the content may neither be copied nor made available to third parties for commercial purposes. Also subject to copyright are the images and videos that were made available to WAGO GmbH & Co. KG by third parties."