



Planning with Pluggable Installation

WAGO Pluggable Connection System WINSTA®




**CLICK
AND
DONE**

Perfect Pluggable Electrical Installation – with **WINSTA**®

Your Benefits:

- Protected against mismatching and maintenance-free
- Terminate solid conductors via Push-in CAGE CLAMP® spring pressure connection technology
- A large variety of plugs and sockets, snap-in device connectors, PCB connectors, distribution connectors, pre-assembled cables and distribution boxes to meet any requirements
- Minimum product size
- Marking and color-coding for clear, customized component identification



Content

New Construction Industry Requirements and Our Response	4
An Overview of the <i>WINSTA</i> ® System	6
Conventional Electrical Installation versus Pluggable Electrical Installation	10
Classic Applications of <i>WINSTA</i> ®	12
Device Connection with Snap-in Connectors or Pluggable PCB Connectors	24
<i>WINSTA</i> ® SOLUTIONS	26
<i>WINSTA</i> ® ENGINEERING	27
<i>WINSTA</i> ® Select Program	28
<i>WINSTA</i> ® System Partners	32
<i>WINSTA</i> ® Customer Application Projects	34
Further Services	36

Note:

For the sake of better readability, no gender-specific forms are used. All personal designations apply equally to all genders.

New Construction Industry Requirements and Our Response

In recent years, construction times for non-residential buildings have gotten ever shorter. As a result, less and less time is available to companies for electrical installations and subsequent troubleshooting. WAGO's WINSTA® Pluggable Connection System minimizes and optimizes the tight installation time on the construction site. Instead of each light, socket or other building technology component being wired individually, all that needs to be wired is the interconnection point to the pluggable installation. And then it's just plug and play from there. Pre-assembled cables make pluggable installation a snap, and color-coding makes error-free assembly easy.

Modern buildings place high demands on the flexibility of the room layout. For example, in office buildings, through use of pluggable connectors in combination with ceiling connection columns, the power supply to individual workstations can be modified at any time if the position of the desks changes due to a new room layout.

Specifically optimizing buildings for environmental friendliness and energy management enhance their reputation. Sustainability has become a sign of quality, making it a suc-

cess factor in competition. In fact, the level of environmental and economic quality a building can achieve is already determined by the selection of products used for its construction. Speed, flexibility and expandability – these criteria are becoming more and more important throughout the entire lifecycle of buildings and help make buildings future-proof.

The WINSTA® Pluggable Connection System for building installation takes these issues into account through its flexible, modifiable design and promotes sustainable building quality right from the planning phase.



Advantages of pluggable electrical installation:

www.wago.com/global/steckbare-elektroinstallation



Building use should be
FLEXIBLE and
EXPANDABLE.

REDUCTION
in construction times



Increased demand for

**SUSTAINABLE
CONSTRUCTION**



Increased construction
volume

+19%

(Source: DIW Berlin)

**SHORTAGE
OF SKILLED
LABOR**

+48%

Longer staff search
(Source: AA)





Flexibility Is the Future!

More digital, automated and flexible: The demands on buildings and their installations are changing. This calls for new skills and expanded requirement profiles from planners and installers. **Pluggable electrical installation helps you keep pace with these new challenges, as it is tailored to the high demands in building installation:** With pluggable installation systems, you can easily combine installation and automation and connect your installation the modern way, through plugging instead of clamping – quickly, reliable and without errors.



Simplicity Is the Future!


More valuable, environmentally friendly and durable: The way buildings are constructed is changing. Buildings have extremely long lives, typically have high energy consumption and mass flows and require a large volume of materials. Therefore, new building concepts, such as series construction using fewer and more environmentally-friendly materials, offer enormous potential for conserving energy and resources. **Against this background, pluggable connection systems are ideal for sustainable building installation while conserving resources:** With pluggable installation systems, you can plan your installation precisely and assemble it in advance – saving time and valuable materials.



Digitalization is the Future!

Intelligent planning and digital modeling: Digitalization also offers new opportunities in the building sector and is a driver not only of advanced building intelligence, but also of process optimization. Digital planning methods like "Building Information Modeling" (BIM) are shifting more and more process steps to the initial stages. The goal is a consistent, efficient process. **Pluggable electrical installation is the perfect way to achieve consistency from planning to documentation (Industry 4.0)** because pluggable installation systems allow optimal advance planning and documentation – followed by fast, reliable, trouble-free installation.

For Space-Restricted Applications: **WINSTA® MINI**



Electrical installation with very limited space: Thanks to their compactness, this range's components are in line with the trend towards miniaturization, such as can be seen with LED lights and control gear, for example.

Your Benefits:

- Conductor range: up to 1.5 mm²
- Nominal current: 16 A
- IP40 protection type (890 and 891 Series) for special applications such as measurement and control technology, with custom marking
- Compact pluggable PCB connectors are also available with 4.4 mm pole spacing

For Maximum Possibilities: **WINSTA® MIDI**



The largest variety of components for fast, reliable, error-free electrical installation – you can now meet an enormous variety of requirements with flexibility and tailored solutions.

Your Benefits:

- Conductor range: up to 4 mm²
- Nominal current: 25 A
- 2-wire connections per pole for daisy-chaining or commoning
- Clear identification through optional customer-specific marking and intelligent marking accessories
- Additional variable coding possible
- Available in 2- to 7-pole configurations
- Pluggable light connection with Linect®, the universal light connection system, and the WINSTA® Linect® T-Connector




www.wago.com/global/discover-pluggable-connectors/winsta

For More Power: **WINSTA® MAXI**

The powerful connector for demanding connections:
The plugs are especially suitable for power feed-in,
making them ideal for use in the *WINSTA®* Distribution
Box, for example.

Your Benefits:

- Minimum voltage drop with long cables
- Ideal for combination with the *WINSTA®* Distribution Box
- High current carrying capacity – especially suitable for power feed-in



For a Wide Variety of Applications: **WINSTA® Boxes**

WINSTA® Boxes are suitable for a wide range of applications.
For example, the *WINSTA®* Distribution Box supports
control of multiple sunblind drives via SMI and connection
of DALI lights. The system box allows you to implement
comprehensive distribution installations, as well as small
controllers and switching solutions. Our project service
offers custom planning and production of *WINSTA®* Boxes
on the basis of the customer's requirements. You can find
more information on pages 25–26.


Your Benefits:

- Compact solution with pluggable outlets
- Central, clearly organized electrical installation thanks to *WINSTA®* Boxes
- *WINSTA®* Distribution Boxes also available for self-assembly
- *WINSTA®* System Box: DIN-35-rail-mount components can be installed



For Precisely Tailored Solutions: Cable Assemblies from the **WINSTA®** System

The cable assemblies are available for many ranges within the **WINSTA®** pluggable connector portfolio. The catalog range already includes a large selection of different cable types and lengths. In addition, custom solutions can be created as needed, precisely tailored to the specific application. The customer-specific solution is ready for installation upon delivery and can be integrated into the installation with an easy and direct plug-and-play approach.



Your Benefits:

- Ready to install: quick and easy installation at the construction site
- Less waste: precisely fitting solutions avoid cable waste
- Time savings: no further on-site cable processing necessary

For Maximum Flexibility: **WINSTA®** IDC

Underfloor boxes, for example, are powered through flat cables from 1.5 mm² to 16 mm² and the associated connection components, which can be combined with **WINSTA®**MIDI and **WINSTA®** KNX Pluggable Connectors.



Your Benefits:


- **WINSTA®** IDC Supply and Tap-Off Modules allow connection at any point along the flat cable – one rotation per pole is all that is required.
- Suitable for bus and power lines or for bus and power combined in one cable
- Easy installation without cable interruption thanks to convenient insulation displacement connection (IDC) technology

For the Standardized Bus: **WINSTA® KNX**

The solution for standardized bus systems in building and industrial automation like KNX, LON® and ETHERNET

Your Benefits:

- For extra-low voltages up to 50 V
- Nominal current: 3 A
- Compact design, standardized interface
- Two codings for customization with protection against mismatching



For Round Conduits and Pipes: **WINSTA® RD**

The circular connectors are ideal for installation in empty conduits, e.g., in prefabricated house construction. Thanks to their round shape, this family's cable assemblies fit easily through appropriately sized holes and installation pipes.

Your Benefits:

- Conductor range: up to 2.5 mm²
- Rated current: 16 A / 20 A
- Portfolio of 3- and 4-pole cable assemblies with 17.5 mm outer diameter for easy plug-and-play connection
- Pluggable integration into the electrical installation of components like wall outlets via adapter





Conventional Electrical Installation

The wiring error rate increases as a function of the complexity, the time allotted at construction site and the scope of the installation.



SAFETY

All installation-related work must be done directly at the construction site.



SPREAD

No influence on climate and requirements for installation, as well as further obstructions caused by other building systems at the construction site



CONVENTIONAL

Unpredictability in the planning of consumables; many trips to the construction site; requires skilled workers



COST

Low proportion of reusable components and parts for adaptations or extensions



SUSTAINABLE

High installation time and effort required at the site for adaptations or extensions with the usual interruptions of ongoing operations



PROFIT



Everything related to conventional electrical installation:
www.wago.com/global/221

Pluggable Electrical Installation

Pre-assembled, **ready-to-connect**, pluggable components with coded connections

SAFETY

Up to **70% less time required** at the **construction site**

SPEED

Pre-assembly in your own workshop or by the manufacturer

CONVENIENCE

Pre-assembly **reduces costs** by up to **30%**

SAVES

Low effort for adjustments or extensions thanks to standardized pluggable systems

RELIABILITY

Adjustments require **little time** and minimal interruption of ongoing operations

RELIABILITY


Advantages of pluggable electrical installation:
www.wago.com/global/steckbare-elektroinstallation



Classic Applications of WINSTA®




Installation of Shading Systems



Device Connection with Snap-in or PCB Connectors



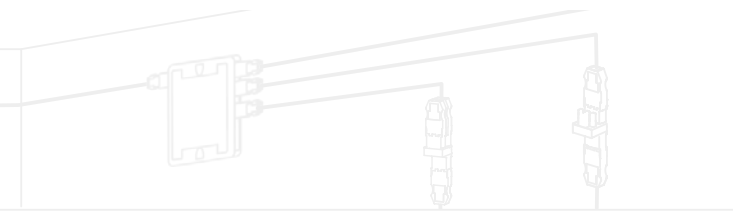

Installation of Underfloor Systems



Cable Assemblies



WAGO | WINSTA Partner



Installation of Lighting Systems



WAGO WINSTA Partner

Installation of HVAC Systems



Installation of Workstations and Cable Duct Systems



WAGO WINSTA Partner





Discover **WINSTA®** in use:
www.wago.com/panoramawelt

Installation of Lighting Systems

With the Linect® Interface, the international market has agreed on a universal interface to ensure fast, conflict-free pluggable installation. Numerous light manufacturers sell their lights equipped directly with a Linect® Interface. This means no extra electrical work on the lights by electricians is required.

The **WINSTA®** Pluggable Connection Systems offers a suitable product for these Linect® Interfaces so you can implement your lighting projects seamlessly with pluggable installation.



Figure 05: 771-9985/006-301




Figure 04: 770-7105



End-to-end DALI networking of the lights



Widely used connection technology for lights

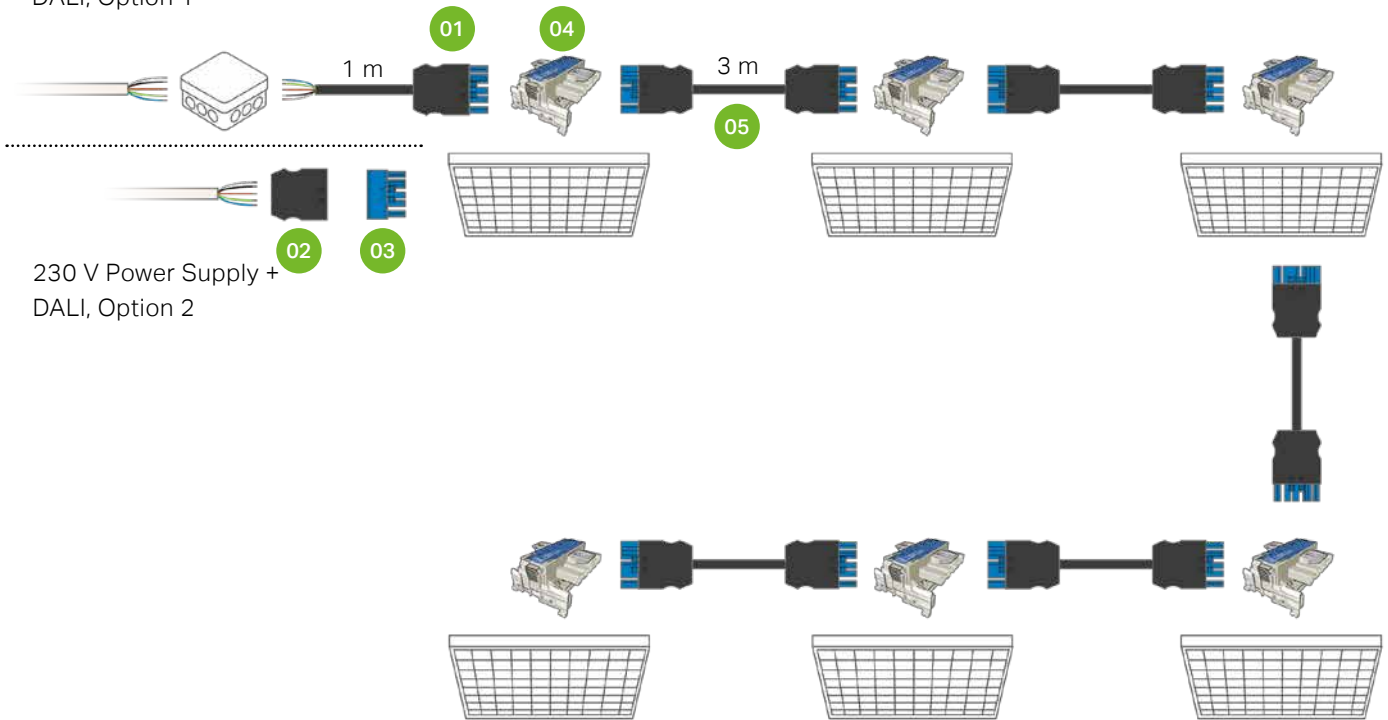


Light installation in the shortest possible time



Large potential savings thanks to reduced installation time

230 V Power Supply + DALI, Option 1



Parts List for Connecting 6 DALI Lights

No.	Item Number	Quantity	Description
230 V Power Supply + DALI, Option 1			
01	771-9985/106-101	1	Connecting cable, socket/open-ended, WINSTA® MIDI, 5-pole, I-coding, blue, H05VV-F 5G1.5 cable, length 1
230 V Power Supply + DALI, Option 2			
02	770-505	1	Strain relief housing for 2 cables, WINSTA® MIDI, 5-pole, black, for cable diameters from 9 to 13 mm
03	770-1105	1	Socket without strain relief housing, WINSTA® MIDI, 5-pole, I-coding, blue
Installation			
04	770-7105	6	Linect® T-Connector, WINSTA® MIDI, 5-pole, I-coding, blue
05	771-9985/006-301	5	Interconnecting cable, socket/plug, WINSTA® MIDI, 5-pole, I-coding, blue, H05VV-F 5G1.5 cable, 3 m long



Discover **WINSTA®** in use:
www.wago.com/panoramawelt

Installation of Shading Systems

Automated shading and blackout systems are becoming a more and more important factor for energy savings. The **WINSTA®** Pluggable Connection System supports them with connectors specifically designed to work with SMI applications.

The right pluggable connectors help you complete installation work quickly – for example when installing tubular motors for roller shutters. The tubular motors are pre-wired; all that remains to do at the construction site is to plug them in.



SMI – Standard Motor Interface

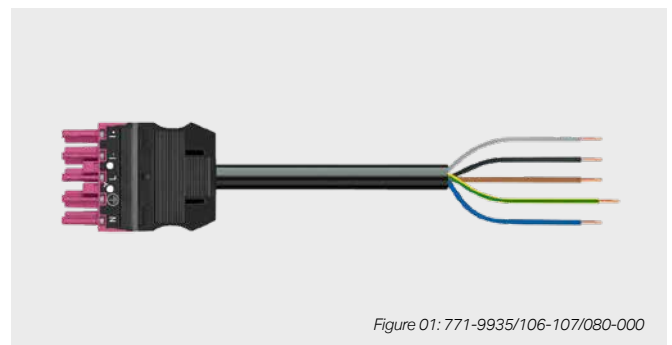


Figure 01: 771-9935/106-107/080-000




Figure 06: 770-1746/080-000



Continuous SMI networking from the servomotor to the control unit



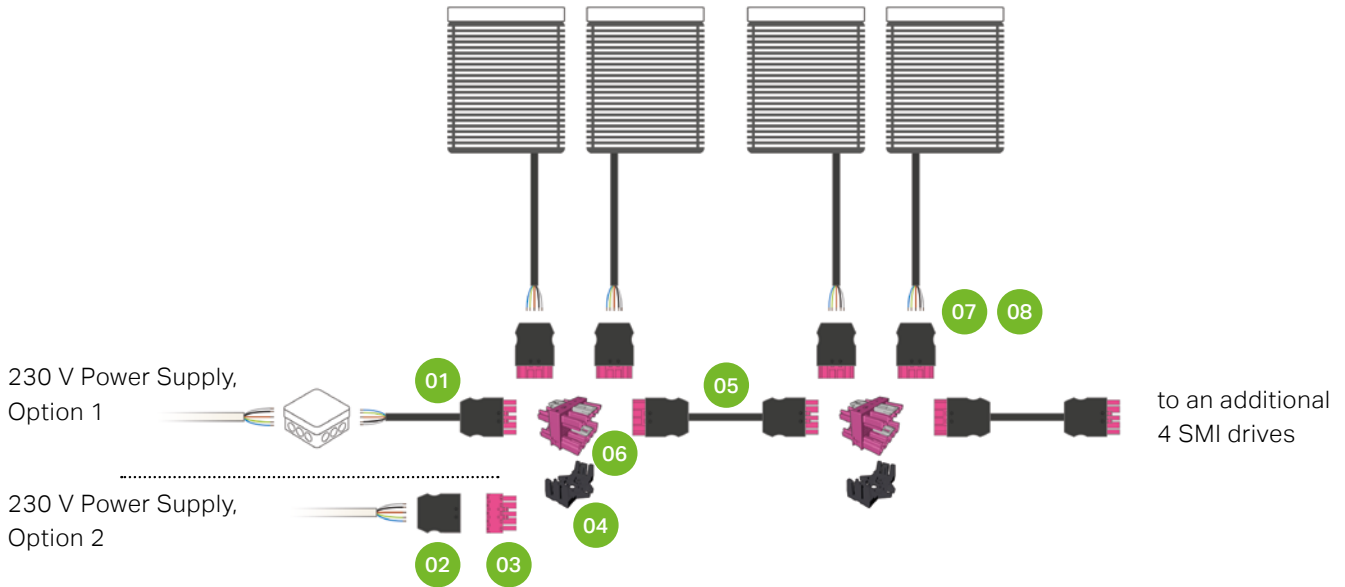
Universal use thanks to self-assembly



Optimized maintenance time when replacing defective actuators




Large potential savings thanks to reduced installation time



Parts List for Connecting 8 SMI Blind Drives

No.	Item Number	Quantity	Description
230 V Power Supply + SMI, Option 1			
01	771-9935/106-X07/ 080-000	1	Pre-assembled interconnecting cable, Eca, socket/plug, 5-pole, B-coding, H05VV-F 5G 1.5 mm ² , X m, 1.5 mm ² , pink
230 V Power Supply + SMI, Option 2			
02	770-505	1	Strain relief housing for 2 cables, WINSTA® MIDI, 5-pole, black, for cable diameters from 9 to 13 mm
03	770-285/080-000	1	Socket without strain relief housing, WINSTA® MIDI, 5-pole, B-coding, pink, with special marking L N PE I+ I-
Installation			
04	770-625	4	Mounting plate for distribution connector, black
05	771-9935/006-X07/ 080-000	3	Pre-assembled interconnecting cable, Eca, socket/plug, 5-pole, B-coding, H05VV-F 5G 1.5 mm ² , X m, 1.5 mm ² , pink
06	770-1746/080-000	4	3-way distribution connector; 5-pole; B-coding, 1 input, 3 outputs, pink
07	770-295/080-000	8	Plug without strain relief housing, WINSTA® MIDI, 5-pole, B-coding, pink, with special marking L N PE I+ I-
08	770-505	8	Strain relief housing for 2 cables, WINSTA® MIDI, 5-pole, black, for cable diameters from 9 to 13 mm

* You can find cable assemblies in other lengths, cross-sections and fire classes in the eShop or catalog, or you can contact our sales representative directly.

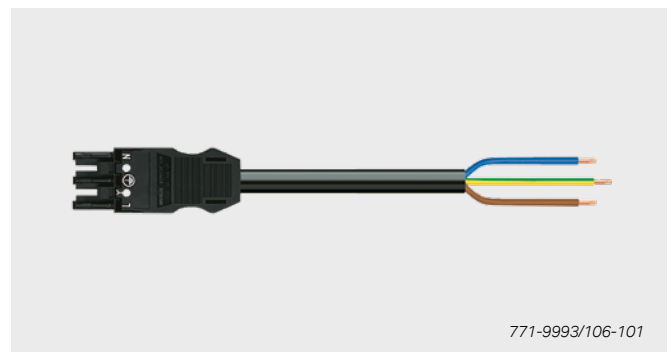


Discover **WINSTA®** in use:
www.wago.com/panoramawelt

Installation of Workstations and Cable Duct Systems

The electrical installation process for workstations and rooms with **WINSTA®** is extremely fast and straightforward. With the switching distributors with A and S coding, simple single-pole switches and series circuits can be implemented in workstations through pluggable connection.

The three-phase to single-phase distribution connector with phase selection from the **WINSTA®** range can also be used to implement the power distribution in cable ducts. This achieves a symmetrical distribution of the currents to the sockets used in the cable duct.



771-9993/106-101



770-637



Total interconnection of a room possible



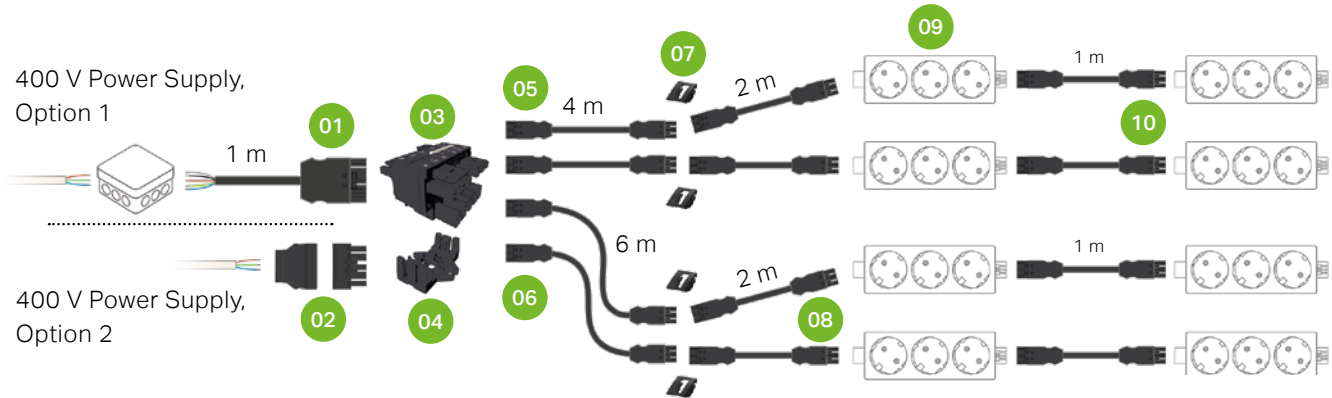
Large selection of required fire classes for WAGO's cable assemblies



Single-pole switches and series circuits can be implemented quickly without errors in minimum time



Large potential savings thanks to reduced installation time for the cable duct sockets



WAGO | WINSTA Partner

Parts List for Connecting 4 Workstations

No.	Item Number	Quantity	Description
400 V Power Supply, Option 1			
01	771-9995/106-101	1	Connecting cable, socket/open-ended, WINSTA® MIDI, 5-pole, A-coding, black, H05VV-F 5G1.5 cable, 1 m long
400 V Power Supply, Option 2			
02	770-105	1	Socket with strain relief housing, WINSTA® MIDI, 5-pole, A-coding, black, for cable diameters from 9 to 13 mm
Installation			
03	770-640	1	Distribution connector, three-phase to single-phase with phase selection, WINSTA® MIDI, 5- to 3-pole, A-coding, black
04	770-625	1	Mounting plate for distribution connector, black
05	771-9993/006-401	2	Interconnecting cable, socket/plug, WINSTA® MIDI, 3-pole, A-coding, black, H05VV-F 3G1.5 cable, 4 m long
06	771-9993/006-601	2	Interconnecting cable, socket/plug, WINSTA® MIDI, 3-pole, A-coding, black, H05VV-F 3G1.5 cable, 6 m long
07	770-111	4	Locking lever for flying leads, black, tool operated
08	771-9993/006-201	4	Interconnecting cable, socket/plug, WINSTA® MIDI, 3-pole, A-coding, black, H05VV-F 3G1.5 cable, 2 m long
09	8006-0099/K000-0010	8	3-way EVOLine Express Power Strip, type 910, black, with touch-proof protection
10	771-9993/006-101	4	Interconnecting cable, socket/plug, WINSTA® MIDI, 3-pole, A-coding, black, H05VV-F 3G1.5 cable, 1 m long



Discover **WINSTA®** in use:
www.wago.com/panoramawelt

Installation of HVAC Systems

Automated air-conditioning is now state-of-the-art in many new office buildings. For this range of tasks, such as controlling servomotors for ventilation flaps, the **WINSTA®** pluggable connection portfolio offers the right connection cables to provide a pluggable installation solution for ventilation and air-conditioning applications.

This saves installation time; if defective servomotors need to be replaced, this can be done quickly and easily with prepared replacement motors.




Figure 04: 771-9993/005-107




Figure 03: 770-1713



Continuous bus networking from the servomotor to the control unit



Universal use for servomotors, for example




Optimized maintenance time when replacing defective actuators



Large potential savings thanks to reduced installation time

Supply line,
24 V power supply + MP bus

to other MP drives,
max. 16



Parts List for Connecting Damper Actuator

No.	Item Number	Quantity	Description
01	770-283 + 770-503	1	Socket, 3-pole, B-coding, 4.00 mm ² , pink + strain relief housing, 3-pole, for 2 cables, 9.0 ... 13.0 mm, 55 mm, black
02	771-9993/205-X07	3	Pre-assembled connecting cable, Eca, plug/open-ended, 3-pole, B-coding, control cable 3 × 1.00 mm ² , X m, 1.00 mm ² , pink
03	770-1713	3	T-distribution connector, 3-pole, B-coding, 1 input, 2 outputs, 3 locking levers, pink
04	771-9993/005-X07	3	Pre-assembled interconnecting cable, Eca, socket/plug, 3-pole, B-coding, control cable 3 × 1.00 mm ² , X m, 1.00 mm ²

* You can find cable assemblies in other lengths, cross-sections and fire classes in the eShop or catalog, or you can contact our sales representative directly.



Discover **WINSTA®** in use:
www.wago.com/panoramawelt

Installation of Underfloor Systems

Supplying power through floor box sockets is a good way to save space when setting up workstations in open-plan offices.

Pluggable systems allow incredible speed in the installation of underfloor systems – thanks also to our **WINSTA®** complete system solution and our system partners' coordinated products.

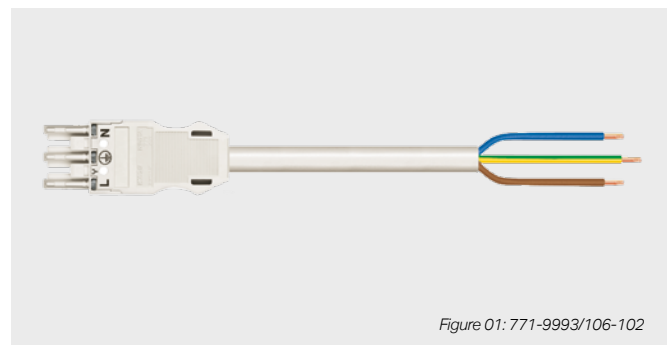


Figure 01: 771-9993/106-102



Figure 05: 770-657



Large number of solutions thanks to system partners



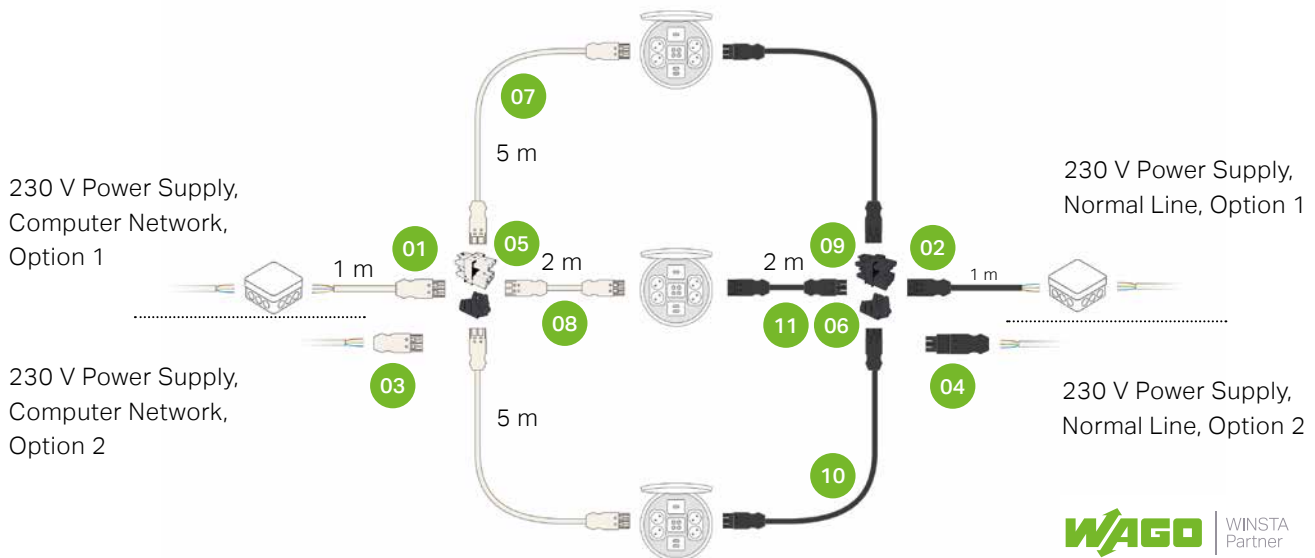
International use



Completely pluggable solutions thanks to system partnerships



Large potential savings thanks to reduced installation time



Parts List for Connecting 3 Floor Boxes

No.	Item Number	Quantity	Description
230 V Power Supply , EDP + Normal Line, Option 1			
01	771-9993/106-102	1	Connecting cable, socket/open-ended, WINSTA® MIDI, 3-pole, A-coding, white, H05VV-F 3G1.5 cable, 1 m long
02	771-9993/106-101	1	Connecting cable, socket/open-ended, WINSTA® MIDI, 3-pole, A-coding, black, H05VV-F 3G1.5 cable, 1 m long
230 V Power Supply , EDP + Normal Line, Option 2			
03	770-223/035-050	1	Socket with strain relief housing, for quick installation, WINSTA® MIDI, 3-pole, A-coding, white, for cable diameters from 7 to 11.5 mm
04	770-203/035-000	1	Socket with strain relief housing, for quick installation, WINSTA® MIDI, 3-pole, A-coding, black, for cable diameters from 7 to 11.5 mm
Installation			
05	770-657	1	Distribution connector, 3-way, 1 plug/3 sockets, WINSTA® MIDI, 3-pole, A-coding, white
06	770-623	2	Mounting plate for distribution connector, black
07	771-9993/006-502	2	Interconnecting cable, socket/plug, WINSTA® MIDI, 3-pole, A-coding, white, H05VV-F 3G1.5 cable, 5 m long
08	771-9993/006-202	1	Interconnecting cable, socket/plug, WINSTA® MIDI, 3-pole, A-coding, white, H05VV-F 3G1.5 cable, 2 m long
09	770-607	1	Distribution connector, 3-way, 1 plug/3 sockets, WINSTA® MIDI, 3-pole, A-coding, black
10	771-9993/006-501	2	Interconnecting cable, socket/plug, WINSTA® MIDI, 3-pole, A-coding, black, H05VV-F 3G1.5 cable, 5 m long
11	771-9993/006-201	1	Interconnecting cable, socket/plug, WINSTA® MIDI, 3-pole, A-coding, black, H05VV-F 3G1.5 cable, 2 m long



Discover **WINSTA®** in use:
www.wago.com/panoramawelt

Device Connection with Snap-in Connectors or Pluggable PCB Connectors

The extensive **WINSTA®** portfolio also offers solutions for integrating terminal devices quickly and conveniently into the pluggable installation.

The pluggable connectors are also available in snap-in and PCB versions. These allow rapid replacement of terminal devices in the event of maintenance or servicing work.



770-705



770-813



WINSTA® Applications in Other Industries

Perfectly Plugged Applications

Device connection in industrial applications: controllers, single-room controllers, presence detectors, bottle return machines, etc. Manufacturers of devices and systems in industrial environments face many challenges.

With directly pluggable device connection, WINSTA® allows fast, reliable, error-free commissioning.





WINSTA® SOLUTIONS

Customization from the Cable Assembly to the Box

System Box

The WINSTA® System Box is a compact pluggable solution in two sizes, for small or larger controllers and circuits with WINSTA® and I/O applications.

Distribution Board

The plastic WINSTA® Installation Board for cavity wall or flush-mounted installations is used for power distribution in building installations.

Distribution Box

The WINSTA® Distribution Box is a compact solution with pluggable outlets for distribution in various network and bus applications.

Specialty Cable Assemblies

WINSTA® Specialty Cable Assemblies in different fire classes, as the transition to further pluggable connection systems, with country-specific approvals.





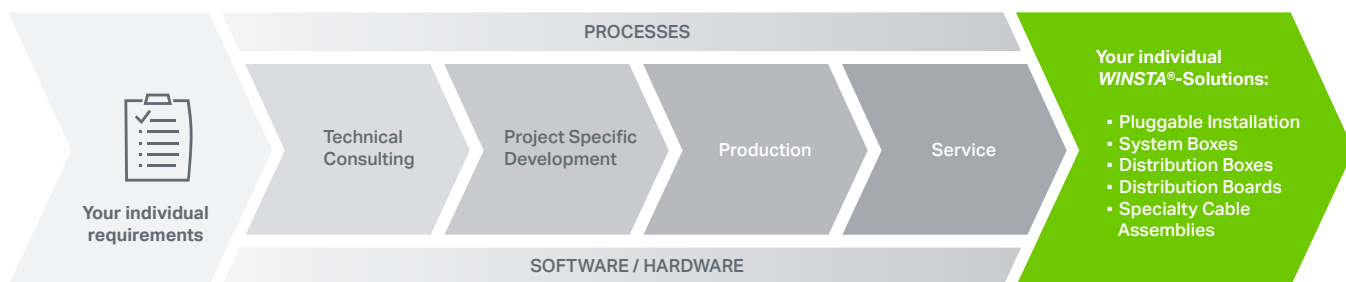
WINSTA® ENGINEERING

From the Product to the Tailored Solution

Consulting – Planning – Production – Delivery from a Single Source

We compile your individual requirements, handle the technical consulting and develop the perfect technical solution, tailored exactly to the needs of your project. Our services also include production and continuous support throughout all project phases. Direct, close communication among everyone involved is an essential part of our process – because our goal is your satisfaction!

Our complete solutions are used in lighting and shading systems, house installations, modular residential/non-residential buildings, trade fair booth construction and individual room controllers, for example in hotels, office complexes, shopping centers, hospitals, schools, retirement homes, modular houses etc.



A selection of our engineering services:


- Hardware design according to structural specifications and concept
- Conceptual design according to legal requirements (standards, directives and CE conformity)
- Drawings, circuit diagrams and network schematics
- Continuous support, from the initial meeting, to planning, production and delivery, to commissioning

How to reach our WAGO SOLUTIONS team:

Phone: +49 (571) 887-0

Email: solutions@wago.com

Internet: www.wago.com/us/solutions



WINSTA®-Select Program

The select program contains an overview of all components you can use as a modular system for the most important building applications. We stock these items in sufficient quantities so they're available even on short notice.

This gives you greater dependability in all process steps. Of course, you can supplement items from the select program with other individually planned components at any time to optimize your solution for your needs.





**HERE IS THE
DIFFERENCE!**

























Figure	Description	Color	Item Number	PU
A-Coding – Distribution Connectors				
	3-way distribution connector; 3-pole; coding: A; 1 input; 3 outputs	● black	770-607	50
	3-way distribution connector; 3-pole; coding: A; 1 input; 3 outputs	○ white	770-657	50
	5-way distribution connector; 3-pole; coding: A; 1 input; 5 outputs; outlets on both sides	● black	770-608	25
	5-way distribution connector; 3-pole; coding: A; 1 input; 5 outputs	○ white	770-658	25
	H-distribution connector; 3-pole; coding: A; 1 input; 2 outputs; 2 locking levers	● black	770-633	50
	H-distribution connector; 3-pole; coding: 1 input; 2 outputs; outlets on both sides; 3 locking levers; for flying leads	● black	770-635	50
	T-distribution connector; 3-pole; coding: A; 1 input; 2 outputs; 3 locking levers; for flying leads	● black	770-615	50
A-Coding – Socket/Plug				
	Socket; with strain relief housing; 3-pole; coding: A; 4 mm ²	● black	770-103	25
	Socket; with strain relief housing; 4-pole; coding: A; 4 mm ²	● black	770-104	25
	Plug; with strain relief housing, 3-pole; coding: A; 4 mm ²	● black	770-113	25
	Plug; with strain relief housing, 4-pole; coding: A; 4 mm ²	● black	770-114	25
	Socket; with strain relief housing; 3-pole; coding: A; 4 mm ²	○ white	770-123	25
	Plug; with strain relief housing, 3-pole; coding: A; 4 mm ²	○ white	770-133	25
	Linect® T-Connector; 3-pole; coding: A; 1 input; 2 outputs	○ white	770-6223	25
A-Coding – Pre-Assembled Connecting Cable				
	H05VV-F 3G 1.5 mm ² ; 1 m, Eca; plug/open-ended; 3-pole; 1.5 mm ²	● black	771-9993/206-101	1
	H05Z1Z1-F 3G 1.5 mm ² ; 3 m, Eca; plug/open-ended; 3-pole; 1.5 mm ²	● black	771-9993/206-301	1
	H05VV-F 3G 1.5 mm ² ; 1 m, Eca; plug/open-ended; 3-pole; 1.5 mm ²	○ white	771-9993/206-102	1
	H05VV-F 3G 1.5 mm ² ; 3 m, Eca; plug/open-ended; 3-pole; 1.5 mm ²	○ white	771-9993/206-302	1
	H05VV-F 3G 1.5 mm ² ; 1 m; Eca; socket/plug; 3-pole; 1.5 mm ²	● black	771-9993/006-101	1
	H05VV-F 3G 1.5 mm ² ; 3 m; Eca; socket/plug; 3-pole; 1.5 mm ²	● black	771-9993/006-301	1
	H05VV-F 3G 1.5 mm ² ; 5 m; Eca; socket/plug; 3-pole; 1.5 mm ²	● black	771-9993/006-501	1
	H05VV-F 3G 1.5 mm ² ; 1 m; Eca; socket/plug; 3-pole; 1.5 mm ²	○ white	771-9993/006-102	1
	H05VV-F 3G 1.5 mm ² ; 3 m; Eca; socket/plug; 3-pole; 1.5 mm ²	○ white	771-9993/006-302	1
	H05VV-F 3G 1.5 mm ² ; 5 m; Eca; socket/plug; 3-pole; 1.5 mm ²	○ white	771-9993/006-502	1




Figure	Description	Color	Item Number	PU
A-Coding – Pre-Assembled Connecting Cable				
	H05VV-F 3G 2.5 mm ² ; 1 m; Eca; socket/plug; 3-pole; 2.5 mm ²	● black	771-9993/007-101	1
	H05VV-F 3G 2.5 mm ² ; 2 m; Eca; socket/plug; 3-pole; 2.5 mm ²	● black	771-9993/007-201	1
	H05VV-F 3G 2.5 mm ² ; 3 m; Eca; socket/plug; 3-pole; 2.5 mm ²	● black	771-9993/007-301	1
	H05VV-F 3G 2.5 mm ² ; 4 m; Eca; socket/plug; 3-pole; 2.5 mm ²	● black	771-9993/007-401	1
	H05VV-F 3G 2.5 mm ² ; 5 m; Eca; socket/plug; 3-pole; 2.5 mm ²	● black	771-9993/007-501	1
	H05VV-F 3G 2.5 mm ² ; 6 m; Eca; socket/plug; 3-pole; 2.5 mm ²	● black	771-9993/007-601	1
	H05VV-F 3G 2.5 mm ² ; 7 m; Eca; socket/plug; 3-pole; 2.5 mm ²	● black	771-9993/007-701	1
	H05VV-F 3G 2.5 mm ² ; 8 m; Eca; socket/plug; 3-pole; 2.5 mm ²	● black	771-9993/007-801	1
	H05VV-F 3G 2.5 mm ² ; 10 m; Eca; socket/plug; 3-pole; 2.5 mm ²	● black	771-9993/007-1001	1
	H05VV-F 3G 2.5 mm ² ; 12 m; Eca; socket/plug; 3-pole; 2.5 mm ²	● black	771-9993/007-1201	1
	H05VV-F 3G 2.5 mm ² ; 14 m; Eca; socket/plug; 3-pole; 2.5 mm ²	● black	771-9993/007-1401	1
	H05VV-F 3G 2.5 mm ² ; 1 m; Eca; socket/plug; 3-pole; 2.5 mm ²	○ white	771-9993/007-102	1
	H05VV-F 3G 2.5 mm ² ; 2 m; Eca; socket/plug; 3-pole; 2.5 mm ²	○ white	771-9993/007-202	1
	H05VV-F 3G 2.5 mm ² ; 3 m; Eca; socket/plug; 3-pole; 2.5 mm ²	○ white	771-9993/007-302	1
	H05VV-F 3G 2.5 mm ² ; 4 m; Eca; socket/plug; 3-pole; 2.5 mm ²	○ white	771-9993/007-402	1
	H05VV-F 3G 2.5 mm ² ; 5 m; Eca; socket/plug; 3-pole; 2.5 mm ²	○ white	771-9993/007-502	1
	H05VV-F 3G 2.5 mm ² ; 6 m; Eca; socket/plug; 3-pole; 2.5 mm ²	○ white	771-9993/007-602	1
	H05VV-F 3G 2.5 mm ² ; 7 m; Eca; socket/plug; 3-pole; 2.5 mm ²	○ white	771-9993/007-702	1
	H05VV-F 3G 2.5 mm ² ; 8 m; Eca; socket/plug; 3-pole; 2.5 mm ²	○ white	771-9993/007-802	1
	H05VV-F 3G 2.5 mm ² ; 10 m; Eca; socket/plug; 3-pole; 2.5 mm ²	○ white	771-9993/007-1002	1
	H05VV-F 3G 2.5 mm ² ; 12 m; Eca; socket/plug; 3-pole; 2.5 mm ²	○ white	771-9993/007-1202	1
	H05VV-F 3G 2.5 mm ² ; 14 m; Eca; socket/plug; 3-pole; 2.5 mm ²	○ white	771-9993/007-1402	1
A-Coding – Pre-Assembled Connecting Cable				
	H05VV-F 4G 1.5 mm ² ; 1 m; Eca; socket/plug; 1.5 mm ²	● black	771-9994/006-101	1
	H05VV-F 4G 1.5 mm ² ; 2 m; Eca; socket/plug; 1.5 mm ²	● black	771-9994/006-201	1
	H05VV-F 4G 1.5 mm ² ; 3 m; Eca; socket/plug; 1.5 mm ²	● black	771-9994/006-301	1
















































































Figure	Description		Color	Item Number	PU
A-Coding – Pre-Assembled Connecting Cable					
	H05VV-F 4G 1.5 mm²; 4 m, Eca; socket/plug; 1.5 mm²		● black	771-9994/006-401	1
	H05VV-F 4G 1.5 mm²; 5 m, Eca; socket/plug; 1.5 mm²		● black	771-9994/006-501	1
	Pre-assembled Y-cable; Eca; 2 × plug/socket; 3-pole + 5-pole/5-pole; coding: A/I; H05VV-F 3G 2.5 mm²; H05VV-F 2 × 1.5 mm²; 0.5 m		● black/ ● blue	--771-5001/180-000	1
	H05VV-F 4G 1.5 mm²; 1 m		● black	771-9994/006-101	1
	H05VV-F 4G 1.5 mm²; 2 m		● black	771-9994/006-201	1
	H05VV-F 4G 1.5 mm²; 3 m		● black	771-9994/006-301	1
	H05VV-F 4G 1.5 mm²; 4 m		● black	771-9994/006-401	1
	H05VV-F 4G 1.5 mm²; 5 m		● black	771-9994/006-501	1
A-Coding – Distribution Connectors					
	3-way distribution connector; 5-pole; coding: I; 1 input; 3 outputs		● blue	770-618	25
	5-way distribution connector; 5-pole; coding: I; 1 input; 5 outputs		● blue	770-1947	20
	H-distribution connector; 5-pole; coding: I; 1 input; 2 outputs; outlets on both sides; 3 locking levers; for flying leads		● blue	770-993	25
	T-distribution connector; 5-pole; coding: I; 1 input; 2 outputs; 3 locking levers; for flying leads		● blue	770-620	50
I-Coding – Socket/Plug					
	Socket; 5-pole; coding: I; 4 mm²		● blue	770-1105	50
	Plug; 5-pole; 4 mm²; coding: I		● blue	770-1115	50
	Linect® T-Connector; 5-pole; coding: I; 1 input; 2 outputs		● blue	770-7105	20
	Plug; 5-pole; coding: I; 4 mm²		● blue	770-1115	50
	Linect® T-Connector; 5-pole; coding: I; 1 input; 2 outputs		● blue	770-7105	20
I-Coding – Pre-Assembled Connecting Cable					
	H05VV-F 5G 1.5 mm²; 1 m; Eca; socket/plug; 5-pole; 1.5 mm²		● blue	771-9985/006-101	1
	H05VV-F 5G 1.5 mm²; 2 m; Eca; socket/plug; 5-pole; 1.5 mm²		● blue	771-9985/006-201	1
	H05VV-F 5G 1.5 mm²; 3 m; Eca; socket/plug; 5-pole; 1.5 mm²		● blue	771-9985/006-301	1
	H05VV-F 5G 1.5 mm²; 5 m; Eca; socket/plug; 5-pole; 1.5 mm²		● blue	771-9985/006-501	1

Figure	Description		Color	Item Number	PU
I-Coding – Pre-Assembled Connecting Cable					
	H05VV-F 2 × 1.5 mm²; 1 m; Eca; plug/open-ended; 5-pole		 blue	771-5001/164-000	1
	H05VV-F 2 × 1.5 mm²; 2 m; Eca; plug/open-ended; 5-pole		 blue	771-5001/165-000	1
	H05VV-F 5 × 1.5 mm²; 1 m; Eca; plug/open-ended; 5-pole		 blue	771-9985/206-101	1
	H05VV-F 5 × 1.5 mm²; 3 m; Eca; plug/open-ended; 5-pole		 blue	771-9985/206-301	1
B-Coding – Distribution Connectors					
	T-distribution connector; 5-pole; coding: B; 1 input; 2 outputs; 3 locking levers; for flying leads		 pink	770-1743/080-000	50
	3-way distribution connector; 5-pole; coding: B; 1 input; 3 outputs		 pink	770-1746/080-000	25
B-Coding – Socket/Plug					
	Plug; 5-pole; 4 mm²; coding: B		 pink	770-295/080-000	50
	Socket; 5-pole; coding: B; 4 mm²		 pink	770-285/080-000	50
	Socket; 5-pole; 4 mm²		 pink	770-285/080-000	50
B-Coding – Pre-Assembled Connecting Cable					
	H05VV-F 5G 1.5 mm²; 2 m; Eca; socket/plug; 5-pole		 pink	771-9935/006-207/080-000	1
	H05VV-F 5G 1.5 mm²; 3 m; Eca; socket/plug; 5-pole		 pink	771-9935/006-307/080-000	1
	H05VV-F 5G 1.5 mm²; 4 m; Eca; socket/plug; 5-pole		 pink	771-9935/006-407/080-000	1
	H05VV-F 5G 1.5 mm²; 5 m; Eca; socket/plug; 5-pole		 pink	771-9935/006-507/080-000	1
	H05VV-F 5G 1.5 mm²; 7 m; Eca; socket/plug; 5-pole		 pink	771-9935/006-707/080-000	1
	H05VV-F 5G 1.5 mm²; 8 m; Eca; socket/plug; 5-pole		 pink	771-9935/006-807/080-000	1
Distribution Box					
	Supply cable entry; 4 outputs; coding: A		 black	899-631/453-000	1
	DALI; 1 input; 5 outputs; coding: I		 black	899-631/313-000	1
	230 V + SMI; 1 input; 5 outputs; coding: B		 black	899-631/421-000	1
Accessories					
	Locking lever; for flying leads; manually operated		 black	770-101	100
	Strain relief housing; 5-pole; for 2 cables; 9.0 ... 13 mm; 55 mm		 black	770-505	25
	Mounting plate; 3-pole; for distribution connectors; plastic		 black	770-623	25
	Mounting plate; 5-pole; for distribution connectors; plastic		 black	770-625	25



More information at:
www.wago.com/global/wago-partner/winsta-system-partners

WINSTA®-System Partners

WINSTA® allows pluggable connection, making electrical installation fast, safe and error-free. Many well-known companies rely on our pluggable connection system for electrical installation and have already provided a WINSTA® connection in their portfolio. You can find an overview of our system partners here.

Our System Partners – the Benefits for You:

- Selection of comprehensive system solutions
- Coordinated products
- Direct communication between project partners

Lighting System

DOTLUX
LICHT IN BESTER QUALITÄT

ESYLUX



Architectural Lighting

Waldmann **W**
ENGINEERS OF LIGHT

 **GLAMOX**

RIDI

 **LENNEPER LEUCHTEN** | **50**
MADE IN GERMANY

Switches and Sockets

JUNG

Honeywell
PEHA

Workstations

EVoline[®]

Underfloor Systems

OBO
BETTERMANN



Cable Ducts

:hager

Distribution Boxes and System Distribution Boxes

els **spelsberg**

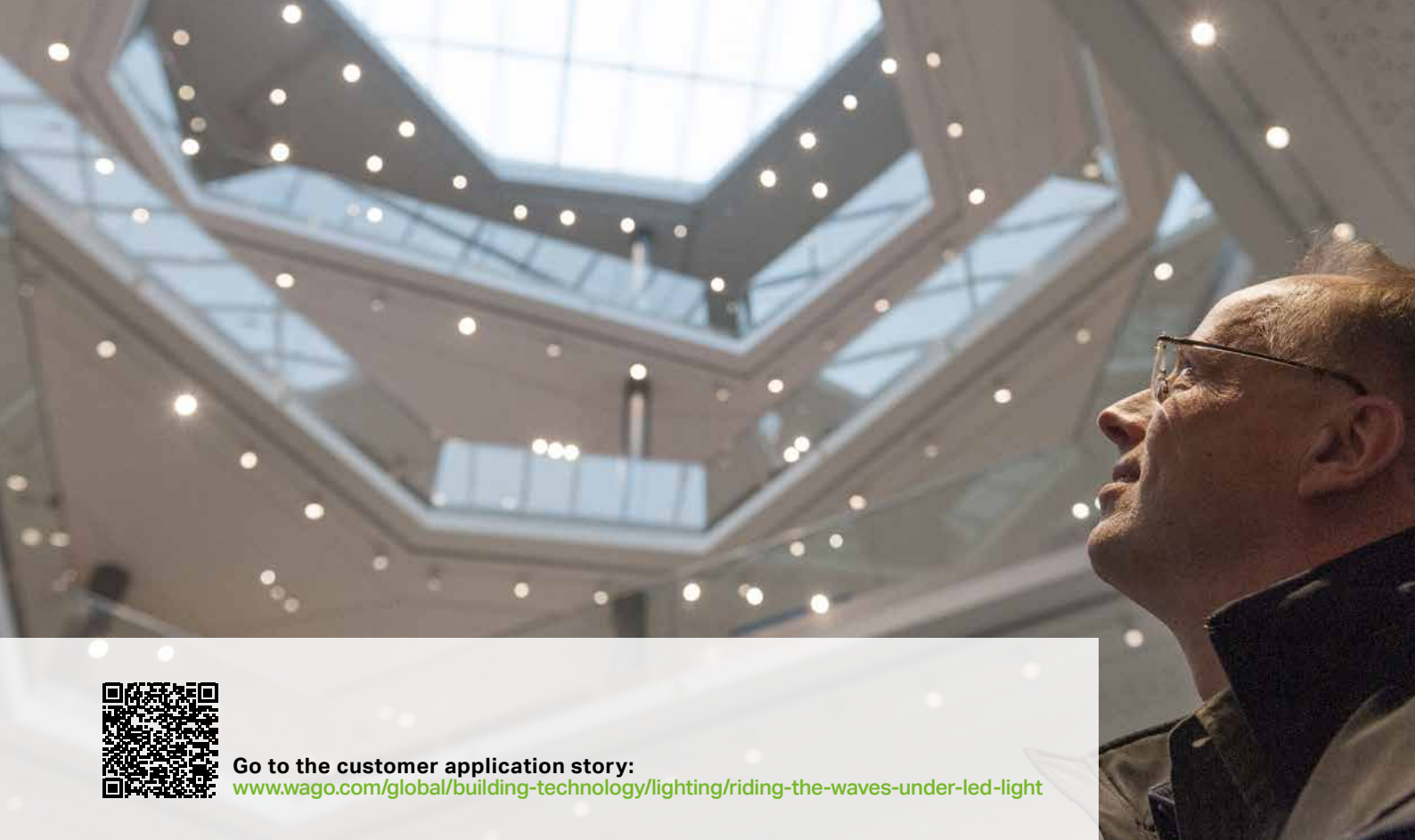
Kontakt
Systeme

flexROOM[®]

KAISER

Sensors

theben



Go to the customer application story:
www.wago.com/global/building-technology/lighting/riding-the-waves-under-led-light

L&T Sporthaus – Surfing in the Light of LEDs

Customer Application

With indoor surfing, an integrated gym, regular sporting events and a comprehensive range of services, L&T Sporthaus in Osnabrück provides a unique athletic experience. The lighting concept plays a key role. Around 4500 LED lights, controlled with WAGO controllers and installed with WINSTA®, create a very special atmosphere at L&T.

With five floors and over 5000 square meters of sales space, L&T Sporthaus is about much more than just providing the right merchandise at the right time: The focus is on the shopping experience. The designers' ambitious goal is to attract sporting events to the facility and invite the public to spend their free time there. That requires the right lighting, and the implementation with WAGO solutions offers flexibility and precise control.

The control system for the 4500 lights was installed in the facility by ebm elektro-bau-montage GmbH & Co. KG in 1008 distribution boxes, each of which is controlled via a DALI Multi-Master from WAGO. For secure connection of the control cabinet and distribution boxes, ebm relied on WAGO's WINSTA® Pluggable Connection System. This proven system was really the only option, since the distribution boxes are integrated into the ceilings, making access to them very laborious.



An Innovative Lighting Concept in L&T – the Advantages of WINSTA®

- Pluggable installation of all connections, from the control cabinet to the distribution boxes
- Reliable, fast, maintenance-free installation
- The repetitive nature of the installation let the system really show off its strengths and contribute to rapid implementation in the facility.



The Squire – the Horizontal Skyscraper

Customer Application

„The Squire“ at Frankfurt Airport is undoubtedly one of the most spectacular buildings in Europe. With only nine floors, the building offers 140,000 m² of floorspace for use. It is 660 m long, 65 m wide and is built over the ICE train station of the Frankfurt Airport. The electrical building automation uses WAGO's I/O System and **WINSTA® Pluggable Connection System**.

The building technology and its control and automation in this unique property presented a challenge. The operators wanted maximum flexibility, especially for room automation. For example, it was essential for the office spaces to allow easy reconfiguration at any time without requiring work on electrical installations or programming.

Therefore, for the cabling of the system distribution boxes, the focus was on standardization: The individual components were connected to the system distribution box via cable assemblies and WAGO's **WINSTA® Pluggable Connection System**. That way, the electricians only had to mount the pre-assembled and pre-tested distribution boxes and mate the pluggable, pre-installed cable assemblies. Another benefit: In the event of later modifications, the pluggable connections are easy to adapt.



Flexible Use at The Squire – the Advantages of **WINSTA®**

- Extremely fast construction progress thanks to a standardized solution
- Using **WINSTA®** reduces installation times and error rates during installation
- Great flexibility and easy redesign options

WINSTA® – Further Services



WINSTA® Panorama World

WINSTA® in Use

Discover our new panorama world and see where the benefits of our WINSTA® Pluggable Connection System really make a difference. It includes specific example applications of simple installations in offices and hotels.



More information at: www.wago.com/panoramawelt

FAQ


Frequently Asked Questions

You Ask, We Answer

We get lots of questions about pluggable electrical installation. Many are easy to answer in advance. We have answered some of the most frequently asked questions in the linked FAQ.



More information at: www.wago.com/winsta-faq



WINSTA® Sample Service*

Quick and easy sample ordering!

Do you need individual sample components that you can compile quickly and usually have delivered to your workplace as early as the next day? With our sample service for commercial customers, we promise easy ordering and fast delivery!

*Not available in all countries!
If necessary, please contact your regional WAGO sales team.



More information at: www.wago.com/global/sample-service



Cost-Effectiveness Calculator for WINSTA®

Conventional or pluggable installation – what are the differences, and where do the benefits of WINSTA® really shine? To answer this question, we have developed a cost-effectiveness calculator that shows you the cost and time of a conventional installation compared to a pluggable installation with WINSTA®.

With just a few mouse clicks, you get a specific action recommendation for your project.

See for yourself – because simplicity is the future.



More information at: www.wago.com/global/wirtschaftlichkeitsrechner

WAGO GmbH & Co. KG

Postfach 2880 · D-32385 Minden
Hansastraße 27 · D-32423 Minden
info@wago.com
www.wago.com

Headquarters	0571/ 887 - 0
Sales	0571/ 887 - 44 222
Orders	0571/ 887 - 44 333
Fax	0571/ 887 - 844 169

WAGO is a registered trademark of WAGO Verwaltungsgesellschaft mbH.

“Copyright – WAGO GmbH & Co. KG – All rights reserved. The content and structure of the WAGO websites, catalogs, videos and other WAGO media are subject to copyright. Distribution or modification of the contents of these pages and videos is prohibited. Furthermore, the content may not be copied or made available to third parties for commercial purposes. Also subject to copyright are the images and videos that were made available to WAGO GmbH & Co. KG by third parties.”